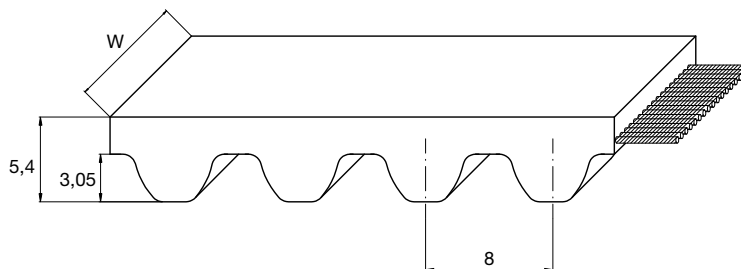


# STD8 OPEN-END (SPIRAL CUT)

## BELT CHARACTERISTICS

STANDARD WIDTHS (mm)	10	12	15	20	25
Weight (gr/m)	55	66	83	110	138
Standard roll length and tolerance (m)	50 ± 5	40 ± 5	45 ± 5	50 ± 5	50 ± 5

Standard compound: **Chloroprene 74 ± 4 ShA**  
 Standard tooth cover: **nylon fabric**  
 Standard cord: **glass**  
 Standard width tolerance: **± 0,5 mm**  
 Standard thickness tolerance: **± 0,40 mm**  
 Standard length tolerance: **± 0,8 mm/m**

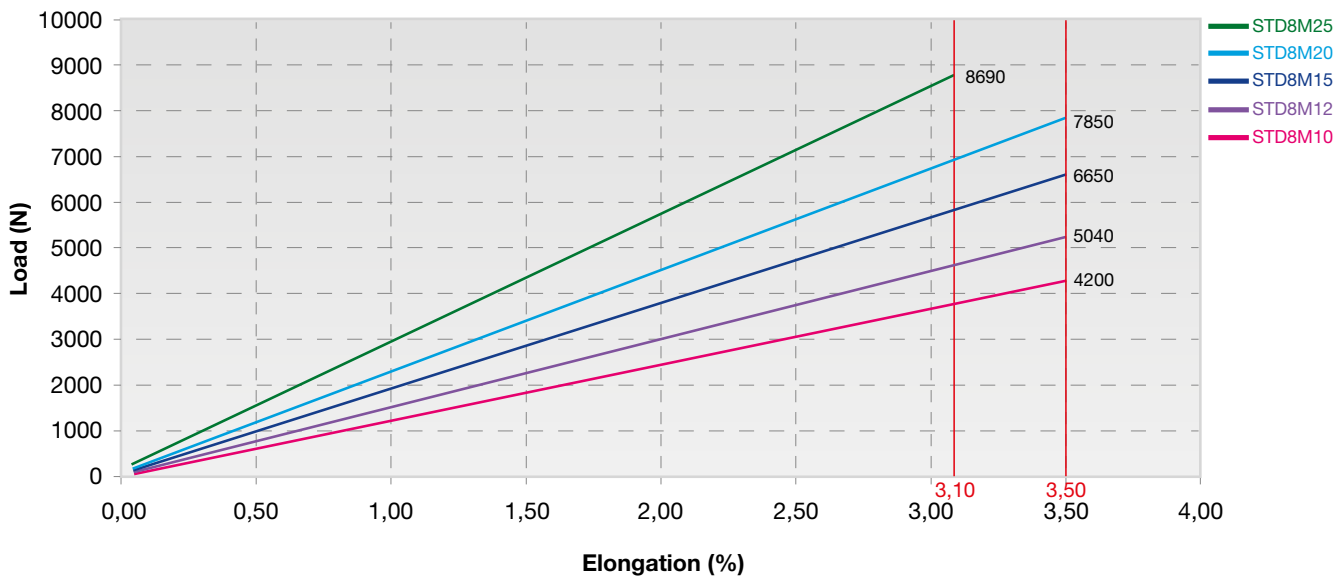


## TRACTION RESISTANCE AND ELONGATION DATA

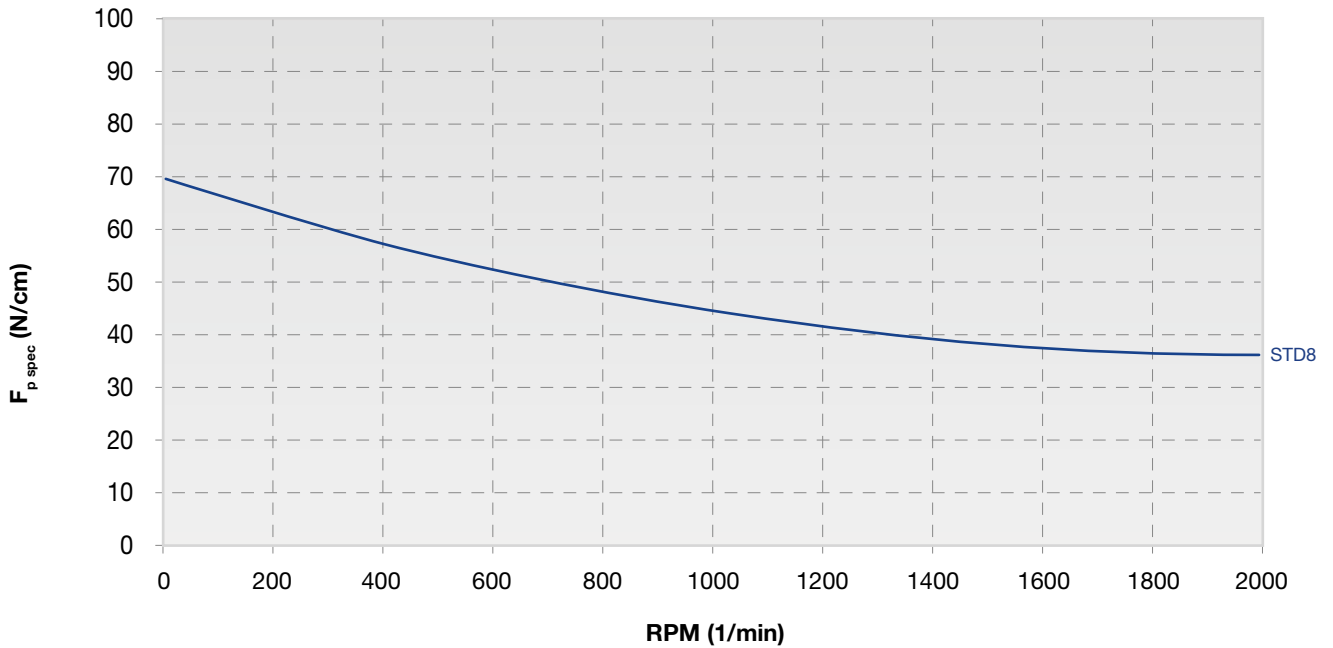
### CALCULATION PARAMETERS

Belt Width (mm)	Breaking Strength (N)
10	4200
12	5040
15	6650
20	7850
25	8690

### BELT ELONGATION



## TOOTH RESISTANCE



RPM (1/min)	0	10	50	100	200	500	1000	1500	2000
F <sub>p spec</sub> (N/cm)	<b>70</b>	<b>69</b>	<b>65</b>	<b>63</b>	<b>61</b>	<b>54</b>	<b>44</b>	<b>38</b>	<b>36</b>

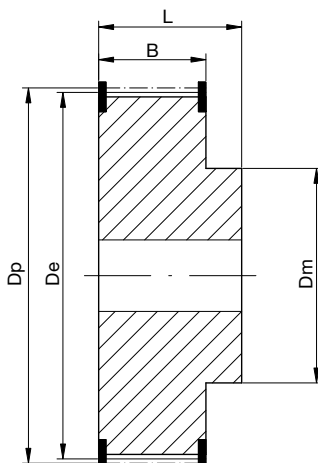
Meshing Check is very suggested because of the belt's elasticity. To safeguard the correct meshing it might be possible that Meshing Check leads to a wider belt.

## FLEXION RESISTANCE



	Z <sub>min</sub>	Z <sub>min</sub>	Idler min dia (mm)
Glass cords	22	22	100

## PULLEYS (for more details please see our pulleys catalogue)



N° of teeth	Dp	De	N° of teeth	Dp	De
22	56,02	54,62	48	122,23	120,83
24	61,12	59,72	56	142,60	141,23
26	66,21	64,81	64	162,97	160,57
28	71,30	69,90	72	183,35	181,95
30	76,39	74,99	80	203,72	202,32
32	81,49	80,09	90	229,18	227,78
34	86,58	85,18	112	285,21	283,81
36	91,67	90,27	144	366,69	365,29
38	96,77	95,37	168	427,81	426,41
40	101,86	100,46	192	488,92	487,52
44	112,05	110,65			