STANDARD EMBOSSING PROFILES

A STRUCTURE
Matt Finish



B STRUCTURE
Mini Rough Top



BW STRUCTURE
Basket Weave



C STRUCTURE
Coin/Button Top



E STRUCTURE
Inverted Oval



F STRUCTURE
Snake Skin



H STRUCTURE
Staggered Saw Tooth 1



H2 STRUCTURE
Staggered Saw Tooth 2



K STRUCTURE
Horse Shoe

L STRUCTURE
Sand Blast/Rough



LG STRUCTURE
Longitudinal Groove



M STRUCTURE
Rough Top



STANDARD EMBOSSING PROFILES

N STRUCTURE
Light Fabric



P STRUCTURE
Low Supergrip



R STRUCTURE
Rhombus/Waffle Top



RV STRUCTURE
Low Nipple Top



T STRUCTURE
Saw Tooth



V STRUCTURE
Nipple Top



Y STRUCTURE
Y Structure



Z STRUCTURE
Negative Pyramid



EXPLANATION OF MEGADYNE BELTING CODES

PVCEXCON
3F/24 W60 V07/V20 AS AR FA FR ATEX

- 5 Characteristics
- Top cover thickness
- 4 Top cover material or pattern
- Bottom cover thickness
- 4 Bottom cover material or pattern
- Total Thickness [mm]
- 3 Color
- Pull per 1% in N/mm
- 2 Type of fabric
- Number of plies
- 1 Product family

1 Product family

PVCCON	PVC, LIMITED OIL RESISTANT
PVCEXCON	PVC, OIL AND FAT RESISTANT
FABCON	FABRIC
PUCON	THERMOPLASTIC POLYURETHANE
PESCON	THERMOPLASTIC COPOLYESTER
POLYCON	POLYOLEFINE
FELTCON	FELT
SILCON	SILICONE
NITCON	SYNTHETIC RUBBER
MEGABLUE	THERMOPLASTIC POLYURETHANE

2 Type of fabric

LR	LIGHT RIGID
R	RIGID
RR	EXTRA RIGID
F	FLEXIBLE
C	100% COTTON
RC	POLYESTER - COTTON RIGID
FC	POLYESTER - COTTON FLEXIBLE
RX	WHISPER - RIGID
FX	WHISPER - FLEXIBLE
RH	RIGID - HIGH POWER
FH	FLEXIBLE - HIGH POWER
K	FELT

3 Color

W White	**PG** Petrol Green	**B** Black
LB Light Blue	**DG** Dark Green	**GN** Green
DB Dark Blue	**GR** Grey	**TR** Transparent
AG Apple Green	**AN** Anthracite	

The colors printed in this catalogue may not exactly represent the colors of our products.
Please request a sample to verify the belt's color.

4 Top cover material or pattern
Bottom cover material or pattern

A	MATT FINISH
B	MINI ROUGH TOP
BW	BASKET WEAVE
C	COIN/BUTTON TOP
E	INVERTED OVAL
F	SNAKE SKIN
H	STAGGERED SAW TOOTH 1
H2	STAGGERED SAW TOOTH 2
K	HORSE SHOE
L	SAND BLAST/ROUGH
LG	LONGITUDINAL GROOVE
M	ROUGH TOP
N	LIGHT FABRIC
P	LOW SUPERGRIP
R	RHOMBUS/WAFFLE TOP
RV	LOW NIPPLE TOP
T	SAW TOOTH
V	NIPPLE TOP
Y	Y STRUCTURE
Z	NEGATIVE PYRAMID
00	BARE
U0	TPU IMPREGNATED
V0	PVC IMPREGNATED
E0	POLYESTER IMPREGNATED
Y0	POLYOLEFINE IMPREGNATED
R0	RUBBER IMPREGNATED
S0	SILICONE IMPREGNATED
V....	PVC COATED
U....	PU COATED
E....	POLYESTER COATED
Y....	POLYOLEFINE COATED
S....	SILICONE COATED

5 Characteristics

AS	ANTISTATIC
AR	ABRASION RESISTANT
CR	CUT RESISTANT
FA	FOOD APPROVED
AB	ANTIMICROBIAL
FR	FLAME RETARDANT
TR	TEAR RESISTANT
ATEX	ATEX CERTIFIED
PR	PYROLYSIS RESISTANT
HR	HYDROLYSIS RESISTANT

BELTS WITH NO COVERS OR COVERED ONE SIDE

F 20 / T BL

4 Further indication (e.g. color, if different from std.)

3 Top cover

2 Permissible Working load [N/mm]

1 Cover material (Belt series)

1 1st letter – Indicates the belt series – in the example F series (Food grade PVC)

2 2nd - Number :

1 - Maximum permissible working load in daN/cm or N/mm. By ISO R283 and DIN 22102 this value is 10% of the breaking load for safety reasons. In the example – 20N/mm.

2 - Originally, the final number ZERO indicates RIGID weft. The ODD number indicates FLEXIBLE one Newer part numbers may not follow this rule. In the example - Rigid

3 3rd Letter: if any, indicates the top cover profile or finish. In the example – T (Sawtooth)

4 4th Letter: if any, indicates the color if it is different from the standard color of the series. In the example Blue.

BELTS WITH DOUBLE COVER

U 21 / LG / 07.05 / Z _AG

7 Further indication (e.g. color, if different from std.)

6 Top cover

5 Thickness of bottom cover [1/10 mm]

4 Thickness of top cover [1/10 mm]

3 Top cover profile or finish

2 Permissible Working load [N/mm]

1 Cover material (Belt series)

1 1st Letter – Indicates the belt series.

In the example U series (Universal conveying PVC)

2 2nd Number :

1- Maximum permissible working load in daN/cm or N/mm. By ISO R283 and DIN 22102 this value is 10% of the breaking load for safety reasons. In the example – 20N/mm.

2- Originally, the final number ZERO indicates RIGID weft. The ODD numeber indicates FLEXIBLE one.

Newer part numbers may not follow this rule. In the example - Flexible

3 3rd Letter: if any, indicates the top cover profile or finish. In the example – LG (Longitudinal Groove)

4 4th Number: indicates the thickness of the top cover in 1/10mm. In the example: 0.7mm

5 5th Number: indicates the thickness of the bottom cover in 1/10mm. In the example 0.5mm

6 6th Letter: indicates the bottom cover profile or finish. In the example – Z (Negative pyramid)

7 7th Letter: if any, indicates the color if it is different from the standard color of the series. In the example above the color is Apple Green

TECHNICAL SPECIFICATIONS

PVCEXCON 3F/24 W60 V07/V20 AS AR FA FR ATEX

- Characteristics
- Top cover thickness
- Top cover material or pattern
- Bottom cover thickness
- Bottom cover material or pattern
- Total Thickness [mm]
- Color
- Pull per 1% in N/mm
- Type of fabric
- Number of plies
- Product family

1 Product family

PVCCON	PVC, LIMITED OIL RESISTANT
PVCEXCON	PVC, OIL AND FAT RESISTANT
FABCON	FABRIC
PUCON	THERMOPLASTIC POLYURETHANE
PESCON	THERMOPLASTIC COPOLYESTER
POLYCON	POLYOLEFINE
FELTCON	FELT
SILCON	SILICONE
NITCON	SYNTHETIC RUBBER
MEGABLUE	THERMOPLASTIC POLYURETHANE

2 Type of fabric

LR	LIGHT RIGID
R	RIGID
RR	EXTRA RIGID
F	FLEXIBLE
C	100% COTTON
RC	POLYESTER - COTTON RIGID
FC	POLYESTER - COTTON FLEXIBLE
RX	WHISPER - RIGID
FX	WHISPER - FLEXIBLE
RH	RIGID - HIGH POWER
FH	FLEXIBLE - HIGH POWER
K	FELT

3 Color

W White	PG Petrol Green	B Black
LB Light Blue	DG Dark Green	GN Green
DB Dark Blue	GR Grey	TR Transparent
AG Apple Green	AN Anthracite	

BELT SERIE	SAMPLA REF	ARTICLE NO	DESCRIPTION		MATERIAL	PLIES	TYPE OF FABRIC	HARDNESS (SHA)
P	P6	KD1WH0803	PUCON	1LR/5 W08 U0/U03 AS FA	TPU	1	LR	88
	P6/A	KD1WH0802	PUCON	1LR/5 W08 U0/U03A AS FA	TPU	1	LR	88
	P6/A non-AS	KD1WH0801	PUCON	1LR/5 W08 U0/U03A FA	TPU	1	LR	88
	P6/A/BL	KD1LB0802	PUCON	1LR/5 LB08 U0/U03A AS FA	TPU	1	LR	88
	P6/A/DB PX	KD1DB0801	PUCON	1R/5 DB08 U0/U03A AS FA HR	TPU	1	R	86
	PV6/A	KD1DG0801	PUCON	1LR/5 DG08 U0/U03A AS FA	TPU	1	LR	92
	P11/A	KD1WH1102	PUCON	1LR/4 W11 U0/U05A AS AR FA	TPU	1	LR	88
	P11/A non-AS	KD1WH1101	PUCON	1LR/4 W11 U0/U05A AR FA	TPU	1	LR	88
	P7/A	KD1WH1301	PUCON	1RR/7 W13 U0/U05A AS FA	TPU	1	RR	88
	P7/Z	KD1WH1501	PUCON	1RR/7 W15 U0/Z AS FA	TPU	1	RR	88
	P8	KD2WH1302	PUCON	2LR/8 W13 U0/U03 AS FA	TPU	2	LR	92
	P8/A	KD2WH1303	PUCON	2LR/8 W13 U0/U03A AS FA	TPU	2	LR	92
	P8/A BF	KD2WH1401	PUCON	2F/6 W14 U0/U03A FA	TPU	2	F	88
	P8/A/BL	KD2LB1301	PUCON	2LR/8 LB13 U0/U03A AS FA	TPU	2	LR	92
	P8/Z/BL	KD2LB1501	PUCON	2LR/8 LB15 U0/Z AS FA	TPU	2	LR	92
	PV8/A	KD2DG1301	PUCON	2LR/8 DG13 U0/U03A AS FA	TPU	2	LR	92
	P9/A	KD2WH1301	PUCON	2LR/6 W13 U0/U03A AS FA	TPU	2	LR	92
	P9/A PX	KD2WH1304	PUCON	2LR/6 W13 U0/U03A AS FA HR	TPU	2	LR	86
	P9/Z	KD2WH1501	PUCON	2LR/6 W15 U0/Z AS FA	TPU	2	LR	92
	P9/A/DB PX	KD2DB1301	PUCON	2LR/6 DB13 U0/U03A AS FA HR	TPU	2	LR	86
	P9/A/BL	KD2LB1302	PUCON	2LR/6 LB13 U0/U03A AS FA	TPU	2	LR	92
	P10/A	KD2WH1601	PUCON	2LR/8 W16 U0/U04A AS FA	TPU	2	LR	92
	P10/A/BL	KD2LB1602	PUCON	2LR/8 LB16 U0/U04A AS FA	TPU	2	LR	92
	P20/A	KD2WH2401	PUCON	2R/13 W24 U0/U06A AS AR FA	TPU	2	R	92
	P20/A/BL	KD2LB2401	PUCON	2R/13 LB24 U0/U06A AS AR FA	TPU	2	R	92
	PV10/A	KD2DG1601	PUCON	2LR/8 DG16 U0/U04A AS FA	TPU	2	LR	92
	P13/A/BN	KD1WH1801	PUCON	1RH/20 W18 U0/U03A AS AR FA	TPU	1	RH	92
	P19/B	KD2WH2402	PUCON	2R/8 W24 U0/B AR FA	TPU	2	R	88
	P20/B	KD2WH2801	PUCON	2R/13 W28 U0/B AS FA AR	TPU	2	R	92
	P21/A/TR	KD2TR1901	PUCON	2LR/8 TR19 U0/U05A AS AR FA	TPU	2	LR	92
	P22/A/TR	KD2TR2301	PUCON	2LR/8 TR23 U0/U09A AS AR FA	TPU	2	LR	92
	P24/A/TR	KD2TR4001	PUCON	2R/15 TR40 U0/U18A AS AR FA	TPU	2	R	92
	P24/A/DG	KD2DG4001	PUCON	2R-RX/14 DG40 U0/U20A AS AR FA	TPU	2	RX	88
	PN20/A	KD2BL2301	PUCON	2R/13 B23 00/U05A AR	TPU	2	R	92
	PN30/A	KD3BL2501	PUCON	3R/50 B25 00/U04A AR	TPU	3	R	92
	P350/A/NR	KD3BL2601	PUCON	3RH/50 B26 00/U04A AR	TPU	3	RH	92
F	F6	KB1WH1201	PVCEXCON	1LR/5 W12 U0/V07 FA	PVC	1	LR	72
	F10	KB2WH2003	PVCEXCON	2LR/8 W20 U0/V05 FA	PVC	2	LR	72
	F10/AB	KB2DB2002	PVCEXCON	2LR/8 DB20 U0/V05 FA AB	PVC	2	LR	72
	F10/BL	KB2DB2001	PVCEXCON	2LR/8 DB20 U0/V05 FA	PVC	2	LR	72

TECHNICAL SPECIFICATIONS

4 Top cover material or pattern
Bottom cover material or pattern

00	BARE
U0	TPU IMPREGNATED
V0	PVC IMPREGNATED
E0	POLYESTER IMPREGNATED
Y0	POLYOLEFINE IMPREGNATED
R0	RUBBER IMPREGNATED
S0	SILICONE IMPREGNATED
V....	PVC COATED
U....	PU COATED
E....	POLYESTER COATED
Y....	POLYOLEFINE COATED
S....	SILICONE COATED
A	MATT FINISH
B	MINI ROUGH TOP
BW	BASKET WEAVE
C	COIN/BUTTON TOP
E	INVERTED OVAL
F	SNAKE SKIN
H	STAGGERED SAW TOOTH 1
H2	STAGGERED SAW TOOTH 2
K	HORSE SHOE
L	SAND BLAST/ROUGH
LG	LONGITUDINAL GROOVE
M	ROUGH TOP
N	LIGHT FABRIC
P	LOW SUPERGRIP
R	RHOMBUS/WAFFLE TOP
RV	LOW NIPPLE TOP
T	SAW TOOTH
V	NIPPLE TOP
Y	Y STRUCTURE
Z	NEGATIVE PYRAMID

5 Characteristics

AS	ANTISTATIC
AR	ABRASION RESISTANT
CR	CUT RESISTANT
FA	FOOD APPROVED
AB	ANTIMICROBIAL
FR	FLAME RETARDANT
TR	TEAR RESISTANT
ATEX	ATEX CERTIFIED
PR	PYROLYSIS RESISTANT
HR	HYDROLYSIS RESISTANT

TOTAL THICKNESS		WEIGHT		WORKING TEMPERATURE		Pull per %1		MIN PULLEY DIAMETER NORM FLEXING		MIN PULLEY DIAMETER BACK FLEXING		PRODUCTION WIDTH	
mm	in	kg/m²	lbs/ft²	C°	F°	N/mm	Lbf/in	mm	in	mm	in	mm	in
0,80	0.03	0,80	0.16	-30 / +100	-22 /+212	5	29	4	0.16	8	0.31	3000	118.11
0,80	0.03	0,80	0.16	-30 / +100	-22 /+212	5	29	4	0.16	8	0.31	3000	118.11
0,80	0.03	0,80	0.16	-30 / +100	-22 /+212	5	29	4	0.16	8	0.31	3000	118.11
0,80	0.03	0,80	0.16	-30 / +100	-22 /+212	5	29	4	0.16	8	0.31	3000	118.11
0,80	0.03	0,80	0.16	-30 / +100	-22 /+212	5	29	4	0.16	8	0.31	3000	118.11
0,80	0.03	0,80	0.16	-30 / +100	-22 /+212	5	29	4	0.16	8	0.31	3000	118.11
1,1	0.04	1,3	0.27	-30 / +100	-22 /+212	4	23	4	0.16	8	0.31	2700	106.30
1,1	0.04	1,3	0.27	-30 / +100	-22 /+212	4	23	4	0.16	8	0.31	2700	106.30
1,3	0.05	1,3	0.27	-30 / +100	-22 /+212	7	40	10	0.39	30	1.18	3200	125.98
1,5	0.06	1,3	0.27	-30 / +100	-22 /+212	7	40	10	0.39	30	1.18	3100	122.05
1,3	0.05	1,4	0.29	-30 / +100	-22 /+212	8	46	20	0.79	30	1.18	3000	118.11
1,3	0.05	1,4	0.29	-30 / +100	-22 /+212	8	46	20	0.79	30	1.18	3000	118.11
1,4	0.06	1,6	0.33	-30 / +100	-22 /+212	6	34	30	1.18	50	1.97	3000	118.11
1,3	0.05	1,4	0.29	-30 / +100	-22 /+212	8	46	20	0.79	30	1.18	3000	118.11
1,5	0.06	1,4	0.29	-30 / +100	-22 /+212	8	46	20	0.79	30	1.18	3000	118.11
1,3	0.05	1,4	0.29	-30 / +100	-22 /+212	8	46	20	0.79	30	1.18	3000	118.11
1,3	0.05	1,4	0.29	-30 / +100	-22 /+212	6	34	6	0.24	8	0.31	3200	125.98
1,3	0.05	1,4	0.29	-30 / +100	-22 /+212	6	34	6	0.24	8	0.31	3200	125.98
1,5	0.06	1,4	0.29	-30 / +100	-22 /+212	6	34	6	0.24	8	0.31	3100	122.05
1,3	0.05	1,4	0.29	-30 / +100	-22 /+212	6	34	6	0.24	8	0.31	3200	125.98
1,3	0.05	1,4	0.29	-30 / +100	-22 /+212	6	34	6	0.24	8	0.31	3200	125.98
1,6	0.06	1,8	0.37	-30 / +100	-22 /+212	8	46	40	1.57	70	2.76	3000	118.11
1,6	0.06	1,8	0.37	-30 / +100	-22 /+212	8	46	40	1.57	70	2.76	3000	118.11
2,4	0.09	2,6	0.53	-30 / +100	-22 /+212	13	74	80	3.15	100	3.94	3000	118.11
2,4	0.09	2,6	0.53	-30 / +100	-22 /+212	13	74	80	3.15	100	3.94	3000	118.11
1,6	0.06	1,8	0.37	-30 / +100	-22 /+212	8	46	40	1.57	70	2.76	3000	118.11
1,8	0.07	1,75	0.37	-30 / +100	-22 /+212	20	114	20	0.79	30	1.18	3000	118.11
2,4	0.09	2,3	0.47	-30 / +100	-22 /+212	8	46	70	2.76	90	3.54	3000	118.11
2,8	0.11	2,6	0.53	-30 / +100	-22 /+212	13	74	80	3.15	100	3.94	3000	118.11
1,9	0.07	2,2	0.45	-30 / +100	-22 /+212	8	46	40	1.57	70	2.76	3000	118.11
2,3	0.09	2,7	0.55	-30 / +100	-22 /+212	8	46	50	1.97	70	2.76	3000	118.11
4	0.16	4,6	0.94	-30 / +100	-22 /+212	15	86	100	3.94	140	5.51	3000	118.11
4	0.16	4,8	0.98	-30 / +100	-22 /+212	14	80	100	3.94	140	5.51	3000	118.11
2,3	0.09	2,7	0.55	-30 / +100	-22 /+212	13	74	80	3.15	130	5.12	3000	118.11
2,5	0.10	2,9	0.59	-30 / +100	-22 /+212	50	286	100	3.94	130	5.12	3200	125.98
2,6	0.10	2,9	0.59	-30 / +100	-22 /+212	50	286	100	3.94	130	5.12	3200	125.98
1,2	0.05	1,4	0.29	-10 / +70	+15 /+158	5	29	10	0.39	20	0.79	3000	118.11
2	0.08	2,4	0.49	-10 / +70	+15 /+158	8	46	30	1.18	50	1.97	3000	118.11
2	0.08	2,4	0.49	-10 / +70	+15 /+158	8	46	30	1.18	50	1.97	3000	118.11
2	0.08	2,4	0.49	-10 / +70	+15 /+158	8	46	30	1.18	50	1.97	3000	118.11

TECHNICAL SPECIFICATIONS

PVCEXCON 3F/24 W60 V07/V20 AS AR FA FR ATEX

- Characteristics
- Top cover thickness
- Top cover material or pattern
- Bottom cover thickness
- Bottom cover material or pattern
- Total Thickness [mm]
- Color
- Pull per 1% in N/mm
- Type of fabric
- Number of plies
- Product family

1 Product family

PVCCON	PVC, LIMITED OIL RESISTANT
PVCEXCON	PVC, OIL AND FAT RESISTANT
FABCON	FABRIC
PUCON	THERMOPLASTIC POLYURETHANE
PESCON	THERMOPLASTIC COPOLYESTER
POLYCON	POLYOLEFINE
FELTCON	FELT
SILCON	SILICONE
NITCON	SYNTHETIC RUBBER
MEGABLUE	THERMOPLASTIC POLYURETHANE

2 Type of fabric

LR	LIGHT RIGID
R	RIGID
RR	EXTRA RIGID
F	FLEXIBLE
C	100% COTTON
RC	POLYESTER - COTTON RIGID
FC	POLYESTER - COTTON FLEXIBLE
RX	WHISPER - RIGID
FX	WHISPER - FLEXIBLE
RH	RIGID - HIGH POWER
FH	FLEXIBLE - HIGH POWER
K	FELT

3 Color

W White	PG Petrol Green	B Black
LB Light Blue	DG Dark Green	GN Green
DB Dark Blue	GR Grey	TR Transparent
AG Apple Green	AN Anthracite	

BELT SERIE	SAMPLA REF	ARTICLE NO	DESCRIPTION		MATERIAL	PLIES	TYPE OF FABRIC	HARDNESS (SHA)
F	F10/Z	KB2WH2301	PVCEXCON	2LR/8 W23 U0/Z FA	PVC	2	LR	72
	F10/09.0	KB2WH2402	PVCEXCON	2LR/8 W24 U0/V09 FA	PVC	2	LR	72
	F10/09.0/BL	KB2DB2402	PVCEXCON	2LR/8 DB24 U0/V09 FA	PVC	2	LR	72
	F20	KB2WH2604	PVCEXCON	2R/12 W26 U0/V08 FA	PVC	2	R	72
	F21	KB2WH2601	PVCEXCON	2F/12 W26 U0/V08 FA	PVC	2	F	72
	F21/BL	KB2DB2602	PVCEXCON	2F/12 DB26 U0/V08 FA	PVC	2	F	72
	F10/09.0/RV	KB2WH2702	PVCEXCON	2LR/8 W27 U0/RV FA	PVC	2	LR	72
	F21/12.0	KB2WH3002	PVCEXCON	2F/12 W30 U0/V12 FA	PVC	2	F	72
	F30	KB3WH3801	PVCEXCON	3R/16 W38 U0/V08 FA	PVC	3	R	72
	F31	KB3WH3803	PVCEXCON	3F/14 W38 U0/V08 FA	PVC	3	F	72
	F20/06.06/Z/BL	KB2DB3001	PVCEXCON	2R/12 DB30 Z/V06 FA	PVC	2	R	72
	F21/05.05/Z/BL	KB2DB3003	PVCEXCON	2F/13 DB30 Z/V05 FA	PVC	2	F	72
	F20/BW/BL	KB2DB2301	PVCEXCON	2R/12 DB23 U0/BW FA	PVC	2	R	55
	F20/LG/BL	KB2DB3004	PVCEXCON	2R/12 DB30 U0/LG FA	PVC	2	R	55
	F20/06.06/Z	KB2WH3003	PVCEXCON	2R/12 W30 Z/V06 FA	PVC	2	R	72
	F21/05.05/Z	KB2WH3001	PVCEXCON	2F/13 W30 Z/V05 FA	PVC	2	F	72
	F21/10.05/Z	KB2WH3601	PVCEXCON	2F/13 W36 Z/V10 FA	PVC	2	F	72
	F21/Z/T/BL	KB2DB5701	PVCEXCON	2F/15 DB57 Z/T FA	PVC	2	F	65
	F31/08.09/Z	KB3WH4501	PVCEXCON	3F/14 W45 Z/V09 FA	PVC	3	F	72
	F31/08.15/Z	KB3WH5801	PVCEXCON	3F/14 W58 Z/V15 FA	PVC	3	F	72
	F61/10.05	KB2WH4601	PVCEXCON	2F/45 W46 V05/V10 FA	PVC	2	F	72
	F41/06.10	KB3WH5301	PVCEXCON	3F/24 W53 V06/V10 AS FA	PVC	3	F	72
	F20/T	KB2WH5002	PVCEXCON	2R/12 W50 U0/T FA	PVC	2	R	65
	F20/M	KB2WH5701	PVCEXCON	2R/12 W57 U0/M FA	PVC	2	R	60
	F21/K	KB2WH8001	PVCEXCON	2F/12 W80 U0/K FA	PVC	2	F	72
E	E21/20.10/ATEX	KB2WH5001	PVCEXCON	2F/16 W50 V08/V20 AS AR FA FR ATEX	PVC	2	F	75
	E31/20.10/ATEX	KB3WH6001	PVCEXCON	3F/24 W60 V07/V20 AS AR FA FR ATEX	PVC	3	F	75
	E31/25.14/ATEX	KB3WH7401	PVCEXCON	3F/24 W74 V14/V25 AS AR FA FR ATEX	PVC	3	F	75
	E41/20.08/ATEX	KB4WH7401	PVCEXCON	4F/30 W74 V08/V20 AS AR FA FR ATEX	PVC	4	F	75
	E31/30.13/ATEX	KB3WH9501	PVCEXCON	3F/75 W95 V13/V30 AS AR FA FR ATEX	PVC	3	F	75
	E21/10.10/VR/ATEX	KB2PG4101	PVCEXCON	2F/20 PG41 V10/V10 AS AR FA FR ATEX	PVC	2	F	75
	E31/20.07/VR/ATEX	KB3PG6201	PVCEXCON	3F/30 PG62 V07/V20 AS AR FA FR ATEX	PVC	3	F	75
	E41/20.08/VR/ATEX	KB4PG7401	PVCEXCON	4F/35 PG74 V08/V20 AS AR FA FR ATEX	PVC	4	F	75
R	R4	KC1WH0801	FABCON	1FC/4 W08 V0/V0 FA	FABRIC	1	FC	-
	R10	KC2WH1201	FABCON	2LR/8 W12 00/00 AS FA	PVC	2	LR	-
	R11	KC2TR1401	FABCON	2FC/6 TR14 00/00 FA	PVC	2	FC	-
	R12	KC2WH1802	FABCON	2LR/8 W18 00/00 FA	PVC	2	LR	-
	R13	KC2TR1001	FABCON	2LR/6 TR10 U0/00 AS FA	TPU	2	LR	-
	R13/LB	KC2LB1001	FABCON	2LR/6 LB10 U0/U0 AS FA	TPU	2	LR	-
	R14	KC2WH1401	FABCON	2LR/8 W14 U0/00 FA	TPU	2	LR	-
	R16	KC2TR1502	FABCON	2R-RX/14 TR15 00/00 AS FA	PVC	2	RX	-
	R18	KC2TR1901	FABCON	2RC-R/8 TR19 00/00 FA	PVC	2	RC	-
	R19	KC2TR2401	FABCON	2RC /5 TR24 00/00 FA	PVC	2	RC	-
	R30	KC3TR3001	FABCON	3FC/8 TR30 00/00 FA	PVC	3	FC	-

TECHNICAL SPECIFICATIONS

4 Top cover material or pattern

Bottom cover material or pattern

00	BARE
U0	TPU IMPREGNATED
V0	PVC IMPREGNATED
E0	POLYESTER IMPREGNATED
Y0	POLYOLEFINE IMPREGNATED
R0	RUBBER IMPREGNATED
S0	SILICONE IMPREGNATED
V....	PVC COATED
U....	PU COATED
E....	POLYESTER COATED
Y....	POLYOLEFINE COATED
S....	SILICONE COATED
A	MATT FINISH
B	MINI ROUGH TOP
BW	BASKET WEAVE
C	COIN/BUTTON TOP
E	INVERTED OVAL
F	SNAKE SKIN
H	STAGGERED SAW TOOTH 1
H2	STAGGERED SAW TOOTH 2
K	HORSE SHOE
L	SAND BLAST/ROUGH
LG	LONGITUDINAL GROOVE
M	ROUGH TOP
N	LIGHT FABRIC
P	LOW SUPERGRIP
R	RHOMBUS/WAFFLE TOP
RV	LOW NIPPLE TOP
T	SAW TOOTH
V	NIPPLE TOP
Y	Y STRUCTURE
Z	NEGATIVE PYRAMID

5 Characteristics

AS	ANTISTATIC
AR	ABRASION RESISTANT
CR	CUT RESISTANT
FA	FOOD APPROVED
AB	ANTIMICROBIAL
FR	FLAME RETARDANT
TR	TEAR RESISTANT
ATEX	ATEX CERTIFIED
PR	PYROLYSIS RESISTANT
HR	HYDROLYSIS RESISTANT

TOTAL THICKNESS		WEIGHT		WORKING TEMPERATURE		Pull per %1		MIN PULLEY DIAMETER NORM FLEXING		MIN PULLEY DIAMETER BACK FLEXING		PRODUCTION WIDTH	
mm	in	kg/m²	lbs/ft²	C°	F°	N/mm	Lbf/in	mm	in	mm	in	mm	in
2,3	0.09	2,4	0.49	-10 / +70	+15 /+158	8	46	30	1.18	50	1.97	3000	118.11
2,4	0.09	2,8	0.57	-10 / +70	+15 /+158	8	46	40	1.57	60	2.36	3000	118.11
2,4	0.09	2,8	0.57	-10 / +70	+15 /+158	8	46	40	1.57	60	2.36	3000	118.11
2,6	0.10	3	0.62	-10 / +70	+15 /+158	12	69	50	1.97	60	2.36	3000	118.11
2,6	0.10	3	0.62	-10 / +70	+15 /+158	12	69	50	1.97	60	2.36	3000	118.11
2,6	0.10	3	0.62	-10 / +70	+15 /+158	12	69	50	1.97	60	2.36	3000	118.11
2,7	0.11	2,8	0.57	-10 / +70	+15 /+158	8	46	40	1.57	60	2.36	3000	118.11
3	0.12	3,7	0.76	-10 / +70	+15 /+158	12	69	80	3.15	100	3.94	3000	118.11
3,8	0.15	4,9	1.00	-10 / +70	+15 /+158	16	91	100	3.94	120	4.72	3000	118.11
3,8	0.15	4,6	0.94	-10 / +70	+15 /+158	14	80	120	4.72	140	5.51	3000	118.11
3	0.12	3,5	0.72	-10 / +70	+15 /+158	12	69	70	2.76	90	3.54	3000	118.11
3	0.12	3,5	0.72	-10 / +70	+15 /+158	13	74	70	2.76	90	3.54	3000	118.11
2,3	0.09	2,6	0.53	-10 / +70	+15 /+158	12	69	50	1.97	90	3.54	3000	118.11
3	0.12	3,2	0.66	-10 / +70	+15 /+158	12	69	35	1.38	50	1.97	3000	118.11
3	0.12	3,5	0.72	-10 / +70	+15 /+158	12	69	70	2.76	90	3.54	3000	118.11
3	0.12	3,5	0.72	-10 / +70	+15 /+158	13	74	70	2.76	90	3.54	3000	118.11
3,6	0.14	4,4	0.90	-10 / +70	+15 /+158	13	74	90	3.54	100	3.94	3000	118.11
5,7	0.22	5,07	1.04	-10 / +70	+15 /+158	15	86	80	3.15	140	5.51	3000	118.11
4,5	0.18	6	1.23	-10 / +70	+15 /+158	14	80	110	4.33	140	5.51	3000	118.11
5,8	0.23	7,4	1.52	-10 / +70	+15 /+158	14	80	140	5.51	180	7.09	3000	118.11
4,6	0.18	5,5	1.13	-10 / +70	+15 /+158	45	257	260	10.24	300	11.81	2400	94.49
5,3	0.21	6,8	1.39	-10 / +70	+15 /+158	24	137	200	7.87	250	9.84	2400	94.49
5	0.20	5	1.03	-10 / +70	+15 /+158	12	69	80	3.15	110	4.33	3000	118.11
5,7	0.22	4,7	0.96	-10 / +70	+15 /+158	12	69	50	1.97	60	2.36	3000	118.11
8	0.31	4,2	0.86	-10 / +70	+15 /+158	12	69	120	4.72	180	7.09	2000	78.74
5	0.20	6,1	1.25	-10 / +70	+15 /+158	16	91	150	5.91	200	7.87	2400	94.49
6	0.24	7,5	1.54	-10 / +70	+15 /+158	24	137	200	7.87	250	9.84	2400	94.49
7,4	0.29	9,4	1.93	-10 / +70	+15 /+158	24	137	300	11.81	350	13.78	2400	94.49
7,4	0.29	9,7	1.99	-10 / +70	+15 /+158	30	171	350	13.78	400	15.75	2400	94.49
9,5	0.37	12	2.46	-10 / +70	+15 /+158	75	428	400	15.75	500	19.69	2400	94.49
4,1	0.16	5,1	1.05	-10 / +70	+15 /+158	20	114	140	5.51	140	5.51	2400	94.49
6,2	0.24	7,7	1.58	-10 / +70	+15 /+158	30	171	250	9.84	300	11.81	2400	94.49
7,4	0.29	9,7	1.99	-10 / +70	+15 /+158	35	200	300	11.81	350	13.78	2400	94.49
0,8	0.03	0,65	0.13	-10 / +70	+15 /+158	4	23	10	0.39	10	0.39	2200	86.61
1,2	0.05	1,3	0.27	-10 / +70	+15 /+158	8	46	30	1.18	30	1.18	3000	118.11
1,4	0.06	1,4	0.29	-10 / +70	+15 /+158	6	34	15	0.59	15	0.59	3000	118.11
1,8	0.07	2,1	0.43	-10 / +70	+15 /+158	8	46	40	1.57	40	1.57	3000	118.11
1	0.04	1,1	0.23	-30 / +100	-22 /+212	6	34	10	0.39	10	0.39	3000	118.11
1	0.04	1,1	0.23	-30 / +100	-22 /+212	6	34	10	0.39	10	0.39	3000	118.11
1,4	0.06	1,5	0.31	-30 / +100	-22 /+212	8	46	30	1.18	30	1.18	3000	118.11
1,5	0.06	1,8	0.37	-10 / +70	+15 /+158	14	80	40	1.57	40	1.57	3000	118.11
1,9	0.07	2,1	0.43	-10 / +70	+15 /+158	8	46	30	1.18	30	1.18	3000	118.11
2,4	0.09	2,3	0.47	-10 / +70	+15 /+158	5	29	40	1.57	40	1.57	3000	118.11
3	0.12	3,5	0.72	-10 / +70	+15 /+158	8	46	60	2.36	60	2.36	3000	118.11

TECHNICAL SPECIFICATIONS

PVCEXCON 3F/24 W60 V07/V20 AS AR FA FR ATEX

- Characteristics
- Top cover thickness
- Top cover material or pattern
- Bottom cover thickness
- Bottom cover material or pattern
- Total Thickness [mm]
- Color
- Pull per 1% in N/mm
- Type of fabric
- Number of piles
- Product family

1 Product family

PVCCON	PVC, LIMITED OIL RESISTANT
PVCEXCON	PVC, OIL AND FAT RESISTANT
FABCON	FABRIC
PUCON	THERMOPLASTIC POLYURETHANE
PESCON	THERMOPLASTIC COPOLYESTER
POLYCON	POLYOLEFINE
FELTCON	FELT
SILCON	SILICONE
NITCON	SYNTHETIC RUBBER
MEGABLUE	THERMOPLASTIC POLYURETHANE

2 Type of fabric

LR	LIGHT RIGID
R	RIGID
RR	EXTRA RIGID
F	FLEXIBLE
C	100% COTTON
RC	POLYESTER - COTTON RIGID
FC	POLYESTER - COTTON FLEXIBLE
RX	WHISPER - RIGID
FX	WHISPER - FLEXIBLE
RH	RIGID - HIGH POWER
FH	FLEXIBLE - HIGH POWER
K	FELT

3 Color

W White	PG Petrol Green	B Black
LB Light Blue	DG Dark Green	GN Green
DB Dark Blue	GR Grey	TR Transparent
AG Apple Green	AN Anthracite	

BELT SERIE	SAMPLA REF	ARTICLE NO	DESCRIPTION		MATERIAL	PLIES	TYPE OF FABRIC	HARDNESS (SHA)
U	U6/05.05/Z/AG	KA1AG2001	PVCCON	1R/6 AG20 Z/V05 AS	PVC	1	R	74
	U10/AG	KA2AG2003	PVCCON	2LR/8 AG20 00/V05 AS	PVC	2	LR	74
	U14/AG	KA2AG2002	PVCCON	2R/12 AG20 00/V05 AS	PVC	2	R	74
	U14/08.0/AG	KA2AG2401	PVCCON	2R/12 AG24 00/V08 AS	PVC	2	R	74
	U14/11.0/AG	KA2AG2703	PVCCON	2R/12 AG27 00/V11 AS	PVC	2	R	74
	U14/15.0/AG	KA2AG3004	PVCCON	2R/12 AG30 00/V15 AS	PVC	2	R	74
	U14/06.06/Z/AG	KA2AG3001	PVCCON	2R/12 AG30 Z/V06 AS	PVC	2	R	74
	U35/06.06/Z/AG	KA3AG4201	PVCCON	3R/16 AG42 Z/V06 AS	PVC	3	R	74
	U6	KA1PG1301	PVCCON	1LR/5 PG13 00/V08 AS	PVC	1	LR	74
	U6/05.05/Z/VR	KA1PG2002	PVCCON	1R/6 PG20 Z/V05 AS	PVC	1	R	74
	U10	KA2PG2001	PVCCON	2LR/8 PG20 00/V05 AS	PVC	2	LR	74
	U10/N	KA2PG2002	PVCCON	2LR/8 PG22 00/N AS	PVC	2	LR	74
	U20	KA2PG2501	PVCCON	2R/12 PG25 00/V09 AS	PVC	2	R	74
	U20/Y	KA2PG2901	PVCCON	2R/12 PG29 00/Y AS	PVC	2	R	74
	U21	KA2PG2601	PVCCON	2F/12 PG26 00/V08 AS	PVC	2	F	74
	U19	KA2PG2703	PVCCON	2LR/8 PG27 00/V12 AS	PVC	2	LR	74
	U20/12.0	KA2PG3003	PVCCON	2R/12 PG30 00/V12 AS	PVC	2	R	74
	U21/05.05/Z	KA2PG3001	PVCCON	2F/13 PG30 Z/V05 AS	PVC	2	F	74
	U20/06.06/Z	KA2PG3002	PVCCON	2R/12 PG30 Z/V06 AS	PVC	2	R	74
	U20/06.06/Z/NR	KA2BL3003	PVCCON	2R/12 B30 Z/V06 AS	PVC	2	R	74
	U20/20.0	KA2PG3701	PVCCON	2R/12 PG37 00/V20 AS	PVC	2	R	74
	U30	KA3PG3801	PVCCON	3R/16 PG38 00/V09 AS	PVC	3	R	74
	U31	KA3PG3803	PVCCON	3F/14 PG38 00/V08 AS	PVC	3	F	74
	U35	KA3PG4501	PVCCON	3R/16 PG45 00/V15 AS	PVC	3	R	74
	U35/Y	KA3PG4901	PVCCON	3R/16 PG49 00/Y AS	PVC	3	R	74
	U30/A/NR	KB3BL5001	PVCEXCON	3R/16 B50 V0/V20A AS AR	PVC	3	R	75
	U35/V	KA3PG5002	PVCCON	3R/16 PG50 00/V AS	PVC	3	R	74
	U61/V	KA3PG6501	PVCCON	3F/40 PG65 V0/V	PVC	3	F	74
	U91/V	KA3PG7001	PVCCON	3F/50 PG70 V0/V	PVC	3	F	74
	U121/4F	KA4PG9001	PVCCON	4F/70 PG90 U0/F	PVC	4	F	74
	U101/V	KA2PG1D01	PVCCON	2F/28 PG100 V0/V	PVC	2	F	74
L	L20/BW	KA2PG2301	PVCCON	2R-RX/14 PG23 00/BW AS	PVC	2	RX	55
	L30/BW	KA1PG3001	PVCCON	1FH/20 PG30 V0/BW AS	PVC	1	FH	55
	L10/F	KA2GR2401	PVCCON	2LR/8 GR24 00/F	PVC	2	LR	46
	L10/LG	KA2GR2601	PVCCON	2LR/8 GR26 00/LG	PVC	2	LR	46
	L10/Y	KA2GR2801	PVCCON	2LR/8 GR28 00/Y	PVC	2	LR	46
	L10/V	KA2PG2401	PVCCON	2LR/8 PG24 00/V	PVC	2	LR	46
	L20/LG/NR	KA2BL3008	PVCCON	2R-RX/14 B30 00/LG AS	PVC	2	RX	46
	L20/LG/VR	KA2PG3004	PVCCON	2R-RX/14 PG30 00/LG AS	PVC	2	RX	46

TECHNICAL SPECIFICATIONS

4 Top cover material or pattern

Bottom cover material or pattern

00	BARE
U0	TPU IMPREGNATED
V0	PVC IMPREGNATED
E0	POLYESTER IMPREGNATED
Y0	POLYOLEFINE IMPREGNATED
R0	RUBBER IMPREGNATED
S0	SILICONE IMPREGNATED
V....	PVC COATED
U....	PU COATED
E....	POLYESTER COATED
Y....	POLYOLEFINE COATED
S....	SILICONE COATED
A	MATT FINISH
B	MINI ROUGH TOP
BW	BASKET WEAVE
C	COIN/BUTTON TOP
E	INVERTED OVAL
F	SNAKE SKIN
H	STAGGERED SAW TOOTH 1
H2	STAGGERED SAW TOOTH 2
K	HORSE SHOE
L	SAND BLAST/ROUGH
LG	LONGITUDINAL GROOVE
M	ROUGH TOP
N	LIGHT FABRIC
P	LOW SUPERGRIP
R	RHOMBUS/WAFFLE TOP
RV	LOW NIPPLE TOP
T	SAW TOOTH
V	NIPPLE TOP
Y	Y STRUCTURE
Z	NEGATIVE PYRAMID

5 Characteristics

AS	ANTISTATIC
AR	ABRASION RESISTANT
CR	CUT RESISTANT
FA	FOOD APPROVED
AB	ANTIMICROBIAL
FR	FLAME RETARDANT
TR	TEAR RESISTANT
ATEX	ATEX CERTIFIED
PR	PYROLYSIS RESISTANT
HR	HYDROLYSIS RESISTANT

TOTAL THICKNESS		WEIGHT		WORKING TEMPERATURE		Pull per %1		MIN PULLEY DIAMETER NORM FLEXING		MIN PULLEY DIAMETER BACK FLEXING		PRODUCTION WIDTH	
mm	in	kg/m²	lbs/ft²	C°	F°	N/mm	Lbf/in	mm	in	mm	in	mm	in
2	0.08	1,8	0.37	-10 / +70	+15 /+158	6	34	20	0.79	30	1.18	3000	118.11
2	0.08	2,3	0.47	-10 / +70	+15 /+158	8	46	30	1.18	50	1.97	3000	118.11
2	0.08	2,6	0.53	-10 / +70	+15 /+158	12	69	40	1.57	60	2.36	3000	118.11
2,4	0.09	2,75	0.56	-10 / +70	+15 /+158	12	69	50	1.97	70	2.76	3000	118.11
2,7	0.11	3,4	0.70	-10 / +70	+15 /+158	12	69	65	2.56	80	3.15	3000	118.11
3	0.12	3,7	0.76	-10 / +70	+15 /+158	12	69	80	3.15	100	3.94	3000	118.11
3	0.12	3,5	0.72	-10 / +70	+15 /+158	12	69	70	2.76	90	3.54	3000	118.11
4,2	0.17	5,4	1.11	-10 / +70	+15 /+158	16	91	110	4.33	140	5.51	3000	118.11
1,3	0.05	1,4	0.29	-10 / +70	+15 /+158	5	29	20	0.79	30	1.18	3000	118.11
2	0.08	1,8	0.37	-10 / +70	+15 /+158	6	34	20	0.79	30	1.18	3000	118.11
2	0.08	2,3	0.47	-10 / +70	+15 /+158	8	46	30	1.18	50	1.97	3000	118.11
2,2	0.09	2,3	0.47	-10 / +70	+15 /+158	8	46	30	1.18	50	1.97	3000	118.11
2,5	0.10	3,1	0.64	-10 / +70	+15 /+158	12	69	50	1.97	70	2.76	3000	118.11
2,9	0.11	3,1	0.64	-10 / +70	+15 /+158	12	69	70	2.76	90	3.54	3000	118.11
2,6	0.10	3,0	0.62	-10 / +70	+15 /+158	12	69	50	1.97	60	2.36	3000	118.11
2,7	0.11	3,4	0.70	-10 / +70	+15 /+158	8	46	60	2.36	80	3.15	3000	118.11
3	0.12	3,7	0.76	-10 / +70	+15 /+158	12	69	80	3.15	100	3.94	3000	118.11
3	0.12	3,5	0.72	-10 / +70	+15 /+158	13	74	70	2.76	90	3.54	3000	118.11
3	0.12	3,5	0.72	-10 / +70	+15 /+158	12	69	70	2.76	90	3.54	3000	118.11
3	0.12	3,5	0.72	-10 / +70	+15 /+158	12	69	70	2.76	90	3.54	3000	118.11
3,7	0.15	4,5	0.92	-10 / +70	+15 /+158	12	69	100	3.94	130	5.12	3000	118.11
3,8	0.15	4,9	1.00	-10 / +70	+15 /+158	16	91	100	3.94	120	4.72	3000	118.11
3,8	0.15	4,6	0.94	-10 / +70	+15 /+158	14	80	120	4.72	140	5.51	3000	118.11
4,5	0.18	5,4	1.11	-10 / +70	+15 /+158	16	91	150	5.91	180	7.09	3000	118.11
4,9	0.19	5,4	1.11	-10 / +70	+15 /+158	16	91	150	5.91	180	7.09	3000	118.11
5	0.20	6,5	1.33	-10 / +70	+15 /+158	16	91	130	5.12	190	7.48	3000	118.11
5	0.20	5,4	1.11	-10 / +70	+15 /+158	16	91	150	5.91	180	7.09	3000	118.11
6,5	0.26	7,2	1.48	-10 / +70	+15 /+158	40	228	250	9.84	300	11.81	2000	78.74
7	0.28	7,6	1.56	-10 / +70	+15 /+158	50	286	350	13.78	400	15.75	2200/2400	86.61/ 94.49
9	0.35	10,8	2.21	-10 / +70	+15 /+158	70	400	450	17.72	500	19.69	2400	94.49
10	0.39	12,5	2.56	-10 / +70	+15 /+158	28	160	250	9.84	330	12.99	2100	82.68
2,3	0.09	2,6	0.53	-10 / +70	+15 /+158	14	80	50	1.97	90	3.54	3000	118.11
3	0.12	2,9	0.59	-10 / +70	+15 /+158	20	114	35	1.38	55	2.17	2650	104.33
2,4	0.09	2,8	0.57	-10 / +70	+15 /+158	8	46	40	1.57	60	2.36	3000	118.11
2,6	0.10	2,8	0.57	-10 / +70	+15 /+158	8	46	40	1.57	60	2.36	3000	118.11
2,8	0.11	2,8	0.57	-10 / +70	+15 /+158	8	46	40	1.57	60	2.36	3000	118.11
2,4	0.09	2,3	0.47	-10 / +70	+15 /+158	8	46	30	1.18	40	1.57	3000	118.11
3	0.12	3,2	0.66	-10 / +70	+15 /+158	14	80	35	1.38	50	1.97	2850	112.2
3	0.12	3,2	0.66	-10 / +70	+15 /+158	14	80	35	1.38	50	1.97	2850	112.2

TECHNICAL SPECIFICATIONS

PVCEXCON 3F/24 W60 V07/V20 AS AR FA FR ATEX

- Characteristics
- Top cover thickness
- Top cover material or pattern
- Bottom cover thickness
- Bottom cover material or pattern
- Total Thickness [mm]
- Color
- Pull per 1% in N/mm
- Type of fabric
- Number of plies
- Product family

1 Product family

PVCCON	PVC, LIMITED OIL RESISTANT
PVCEXCON	PVC, OIL AND FAT RESISTANT
FABCON	FABRIC
PUCON	THERMOPLASTIC POLYURETHANE
PESCON	THERMOPLASTIC COPOLYESTER
POLYCON	POLYOLEFINE
FELTCON	FELT
SILCON	SILICONE
NITCON	SYNTHETIC RUBBER
MEGABLUE	THERMOPLASTIC POLYURETHANE

2 Type of fabric

LR	LIGHT RIGID
R	RIGID
RR	EXTRA RIGID
F	FLEXIBLE
C	100% COTTON
RC	POLYESTER - COTTON RIGID
FC	POLYESTER - COTTON FLEXIBLE
RX	WHISPER - RIGID
FX	WHISPER - FLEXIBLE
RH	RIGID - HIGH POWER
FH	FLEXIBLE - HIGH POWER
K	FELT

3 Color

W White	PG Petrol Green	B Black
LB Light Blue	DG Dark Green	GN Green
DB Dark Blue	GR Grey	TR Transparent
AG Apple Green	AN Anthracite	

BELT SERIE	SAMPLA REF	ARTICLE NO	DESCRIPTION		MATERIAL	PLIES	TYPE OF FABRIC	HARDNESS (SHA)
L	L10/M	KA2PG5201	PVCCON	2LR/8 PG52 00/M	PVC	2	LR	46
	L10/M/NR	KA2BL5201	PVCCON	2LR/8 B52 00/M	PVC	2	LR	46
	L20/M	KA2PG5701	PVCCON	2R/12 PG57 00/M	PVC	2	R	46
	L20/C	KA2PG5601	PVCCON	2R/12 PG56 00/C	PVC	2	R	46
	L20/H	KA2PG8501	PVCCON	2R/12 PG85 00/H	PVC	2	R	46
	L30/AS	KA3PG6001	PVCCON	3R/16 PG60 00/V30 AS	PVC	3	R	55
	L91/V	KA3PG7002	PVCCON	3F/50 PG70 V0/V	PVC	3	F	46
	L91/H	KA3PG1H01	PVCCON	3F/50 PG120 U0/H	PVC	3	F	55
MG	MG101/Y	KA4DB8101	PVCCON	4F/70 DB81 U0/Y	PVC	4	F	55
	MG101/H2	KA4DB1H01	PVCCON	4F/70 DB120 U0/H2	PVC	4	F	55
N	N18/A	KA2BL2103	PVCCON	2R-RX/14 B21 00/V05A AS FR	PVC	2	RX	85
	N20/0.0	KC2BL2401	FABCON	2R-RX/14 B24 00/U0 AS FR	PVC	2	RX	-
	N20	KA2BL2602	PVCCON	2R-RX/14 B26 00/V05 AS FR	PVC	2	RX	85
	N20/A	KA2BL2601	PVCCON	2R-RX/14 B26 00/V05A AS FR	PVC	2	RX	85
	N20/10.0/A	KA2BL3005	PVCCON	2R-RX/14 B30 00/V10A AS FR	PVC	2	RX	85
	N20/BW	KA2BL2302	PVCCON	2R-RX/14 B23 00/BW AS FR	PVC	2	RX	40
	N20/LG	KA2BL3001	PVCCON	2R-RX/14 B30 00/LG AS FR	PVC	2	RX	40
	N20/M	KA2BL5701	PVCCON	2R-RX/14 B57 00/M AS FR	PVC	2	RX	46
	N20/K	KA2BL8701	PVCCON	2R-RX/14 B87 00/K AS FR	PVC	2	RX	68
	ND20/06.06/A/A	KA2BL3004	PVCCON	2RR/16 B30 V06A/V06A TR FR	PVC	2	RR	85
	ND21/06.06/A/A	KA2BL3007	PVCCON	2F/16 B30 V06A/V06A TR FR	PVC	2	F	85
D	D10/A	KA2PG2004	PVCCON	2LR/8 PG20 00/V05A	PVC	2	LR	90
	DN7/A	KA2BL1803	PVCCON	2LR-FX/7 B18 00/V04A	PVC	2	LR	90
	DN8/A	KA2BL1802	PVCCON	2LR/8 B18 00/V04A	PVC	2	LR	90
	DN8/A/AS	KA2BL2001	PVCCON	2R/10 B20 00/V05A AS	PVC	2	R	90
T	T8/L	KA1BL1602	PVCCON	1RX/6 B16 00/L AS	PVC	1	RX	85
	T8/Z	KA1BL1601	PVCCON	1RX/6 B16 00/Z AS	PVC	1	RX	85
	T8/E	KA1BL2001	PVCCON	1RX/6 B20 00/E AS	PVC	1	RX	85
	T10/Z	KA2BL2503	PVCCON	2F-FX/10 B25 00/Z AS	PVC	2	FX	85
	T20/E	KA2BL2505	PVCCON	2F-FX/12 B25 00/E AS	PVC	2	FX	85
	T20/L	KA2BL2504	PVCCON	2F-FX/12 B25 00/L AS	PVC	2	FX	85
	T20/P	KA2BL3002	PVCCON	2F-FX/12 B30 00/P AS	PVC	2	FX	85
G	G23/U	KA3AN8401	PVCCON	3R/18 AN84 00/U AS	PVC	3	R	55
	G23/R	KA3AN9501	PVCCON	3R/18 AN95 00/R	PVC	3	R	55
B	B10/NR	KC2BL1601	FABCON	2LR/8 B16 U0/U0 AS	PVC	2	LR	-
	B21	KC2PG2001	FABCON	2F/12 PG20 U0/U0	PVC	2	F	-
	B30/AG	KC3AG3502	FABCON	3R/15 AG35 V0/U0	PVC	3	R	-
	B31	KC3PG3501	FABCON	3F/14 PG35 U0/U0	PVC	3	F	-
V	V23/A	KF2TR2401	POLYCON	2F/16 TR24 00/Y06A AS FA PR	TPO	2	F	92
	V23/Y	KF2TR2801	POLYCON	2F/16 TR28 00/Y AS FA PR	TPO	2	F	92
	V23/05.05/Z	KF2TR3101	POLYCON	2F/16 TR31 Z/Y05 AS FA PR	TPO	2	F	92
	V23/C	KF2TR5501	POLYCON	2F/16 TR55 00/C AS FA PR	TPO	2	F	92
	V33/A	KF3TR3801	POLYCON	3F/20 TR38 00/Y06A AS FA PR	TPO	3	F	92
	PL5	KF1TR1001	POLYCON	1F/3 TR10 Y025/Y025 FA PR	TPO	1	F	86

TECHNICAL SPECIFICATIONS

4 Top cover material or pattern
Bottom cover material or pattern

00	BARE
U0	TPU IMPREGNATED
V0	PVC IMPREGNATED
E0	POLYESTER IMPREGNATED
Y0	POLYOLEFINE IMPREGNATED
R0	RUBBER IMPREGNATED
S0	SILICONE IMPREGNATED
V....	PVC COATED
U....	PU COATED
E....	POLYESTER COATED
Y....	POLYOLEFINE COATED
S....	SILICONE COATED
A	MATT FINISH
B	MINI ROUGH TOP
BW	BASKET WEAVE
C	COIN/BUTTON TOP
E	INVERTED OVAL
F	SNAKE SKIN
H	STAGGERED SAW TOOTH 1
H2	STAGGERED SAW TOOTH 2
K	HORSE SHOE
L	SAND BLAST/ROUGH
LG	LONGITUDINAL GROOVE
M	ROUGH TOP
N	LIGHT FABRIC
P	LOW SUPERGRIP
R	RHOMBUS/WAFFLE TOP
RV	LOW NIPPLE TOP
T	SAW TOOTH
V	NIPPLE TOP
Y	Y STRUCTURE
Z	NEGATIVE PYRAMID

5 Characteristics

AS	ANTISTATIC
AR	ABRASION RESISTANT
CR	CUT RESISTANT
FA	FOOD APPROVED
AB	ANTIMICROBIAL
FR	FLAME RETARDANT
TR	TEAR RESISTANT
ATEX	ATEX CERTIFIED
PR	PYROLYSIS RESISTANT
HR	HYDROLYSIS RESISTANT

TOTAL THICKNESS		WEIGHT		WORKING TEMPERATURE		Pull per %1		MIN PULLEY DIAMETER NORM FLEXING		MIN PULLEY DIAMETER BACK FLEXING		PRODUCTION WIDTH	
mm	in	kg/m²	lbs/ft²	C°	F°	N/mm	Lbf/in	mm	in	mm	in	mm	in
5,2	0.20	4,4	0.90	-10 / +70	+15 /+158	8	46	40	1.57	60	2.36	3000	118.11
5,2	0.20	4,4	0.90	-10 / +70	+15 /+158	8	46	40	1.57	60	2.36	3000	118.11
5,7	0.22	4,7	0.96	-10 / +70	+15 /+158	12	69	50	1.97	60	2.36	3000	118.11
5,6	0.22	3,8	0.78	-10 / +70	+15 /+158	12	69	50	1.97	60	2.36	3000	118.11
8,5	0.33	5,9	1.21	-10 / +70	+15 /+158	12	69	60	2.36	120	4.72	3000	118.11
6	0.24	7,9	1.62	-10 / +70	+15 /+158	16	91	150	5.91	180	7.09	3000	118.11
7	0.28	7,6	1.56	-10 / +70	+15 /+158	50	286	350	13.78	400	15.75	2400	94.49
12	0.47	8,9	1.82	-10 / +70	+15 /+158	50	286	400	15.75	450	17.72	2200	86.61
8,1	0.32	9,1	1.87	-10 / +70	+15 /+158	70	400	350	13.78	400	15.75	2200	86.61
12	0.47	11	2.26	-10 / +70	+15 /+158	70	400	450	17.72	550	21.65	2200	86.61
2,1	0.08	2,6	0.53	-10 / +70	+15 /+158	14	80	50	1.97	60	2.36	3000	118.11
2,40	0.09	2,30	0.47	-10 / +70	+15 /+158	14	80	60	2.36	60	2.36	3000	118.11
2,60	0.10	3,20	0.66	-10 / +70	+15 /+158	14	80	60	2.36	80	3.15	3000	118.11
2,60	0.10	3,20	0.66	-10 / +70	+15 /+158	14	80	60	2.36	80	3.15	3000	118.11
3,00	0.12	3,60	0.74	-10 / +70	+15 /+158	14	80	70	2.76	90	3.54	3000	118.11
2,30	0.09	2,60	0.53	-10 / +70	+15 /+158	14	80	50	1.97	90	3.54	3000	118.11
3,00	0.12	3,20	0.66	-10 / +70	+15 /+158	14	80	35	1.38	50	1.97	2850	112.2
5,70	0.22	4,70	0.96	-10 / +70	+15 /+158	14	80	50	1.97	60	2.36	3000	118.11
8,70	0.34	4,90	1.00	-10 / +70	+15 /+158	14	80	50	1.97	80	3.15	2000	78.74
3,00	0.12	4,00	0.82	-30 / +70	-22 /+212	16	91	-	-	-	-	3000	118.11
3,00	0.12	4,00	0.82	-30 / +70	-22 /+212	16	91	-	-	-	-	3000	118.11
2,00	0.08	2,40	0.49	-10 / +70	+15 /+158	8	46	60	2.36	80	3.15	3000	118.11
1,80	0.07	2,20	0.45	-10 / +70	+15 /+158	7	40	30	1.18	40	1.57	2600	102.36
1,80	0.07	2,10	0.43	-10 / +70	+15 /+158	8	46	20	0.79	50	1.97	3000	118.11
2,00	0.08	2,60	0.53	-10 / +70	+15 /+158	10	57	40	1.57	60	2.36	3000	118.11
1,60	0.06	1,60	0.33	-10 / +70	+15 /+158	6	34	20	0.79	40	1.57	2400	94.49
1,60	0.06	1,60	0.33	-10 / +70	+15 /+158	6	34	20	0.79	40	1.57	2400	94.49
2,00	0.08	1,60	0.33	-10 / +70	+15 /+158	6	34	40	1.57	60	2.36	2400	94.49
2,50	0.10	2,60	0.53	-10 / +70	+15 /+158	10	57	50	1.97	70	2.76	2050	80.71
2,50	0.10	2,60	0.53	-10 / +70	+15 /+158	12	69	50	1.97	70	2.76	1600	62.99
2,50	0.10	2,60	0.53	-10 / +70	+15 /+158	12	69	50	1.97	70	2.76	1600	62.99
3,00	0.12	3,30	0.68	-10 / +70	+15 /+158	12	69	60	2.36	80	3.15	2050	80.71
8,40	0.33	7,30	1.50	-10 / +70	+15 /+158	18	103	120	4.72	180	7.09	1300	51.18
9,50	0.37	8,00	1.64	-10 / +70	+15 /+158	18	103	120	4.72	180	7.09	1350/2000	53.15/ 78.74
1,60	0.06	1,80	0.37	-10 / +70	+15 /+158	8	46	40	1.57	40	1.57	3000	118.11
2,00	0.08	2,30	0.47	-10 / +70	+15 /+158	12	69	30	1.18	30	1.18	3000	118.11
3,50	0.14	4,00	0.82	-10 / +90	+15 /+158	15	86	90	3.54	90	3.54	3000	118.11
3,50	0.14	4,00	0.82	-10 / +70	+15 /+158	14	80	80	3.15	80	3.15	3000	118.11
2,40	0.09	2,30	0.47	-20 / +60	-4 /+140	16	91	80	3.15	100	3.94	3000	118.11
2,80	0.11	2,30	0.47	-20 / +60	-4 /+140	16	91	80	3.15	100	3.94	3000	118.11
3,10	0.12	2,60	0.53	-20 / +60	-4 /+140	16	91	120	4.72	120	4.72	3000	118.11
5,50	0.22	2,60	0.53	-20 / +60	-4 /+140	16	91	80	3.15	120	4.72	3000	118.11
3,80	0.15	3,40	0.70	-20 / +60	-4 /+140	20	114	120	4.72	150	5.90	3000	118.11
1,00	0.04	1,00	0.21	-20 / +60	-4 /+140	3	17	-	-	-	-	800	31.50

TECHNICAL SPECIFICATIONS

PVCEXCON 3F/24 W60 V07/V20 AS AR FA FR ATEX

- Characteristics
- Top cover thickness
- Top cover material or pattern
- Bottom cover thickness
- Bottom cover material or pattern
- Total Thickness [mm]
- Color
- Pull per 1% in N/mm
- Type of fabric
- Number of plies
- Product family

1 Product family

PVCCON	PVC, LIMITED OIL RESISTANT
PVCEXCON	PVC, OIL AND FAT RESISTANT
FABCON	FABRIC
PUCON	THERMOPLASTIC POLYURETHANE
PESCON	THERMOPLASTIC COPOLYESTER
POLYCON	POLYOLEFINE
FELTCON	FELT
SILCON	SILICONE
NITCON	SYNTHETIC RUBBER
MEGABLUE	THERMOPLASTIC POLYURETHANE

2 Type of fabric

LR	LIGHT RIGID
R	RIGID
RR	EXTRA RIGID
F	FLEXIBLE
C	100% COTTON
RC	POLYESTER - COTTON RIGID
FC	POLYESTER - COTTON FLEXIBLE
RX	WHISPER - RIGID
FX	WHISPER - FLEXIBLE
RH	RIGID - HIGH POWER
FH	FLEXIBLE - HIGH POWER
K	FELT

3 Color

W White	PG Petrol Green	B Black
LB Light Blue	DG Dark Green	GN Green
DB Dark Blue	GR Grey	TR Transparent
AG Apple Green	AN Anthracite	

BELT SERIE	SAMPLA REF	ARTICLE NO	DESCRIPTION		MATERIAL	PLIES	TYPE OF FABRIC	HARDNESS (SHA)
H	H14	KH2TR1401	SILCON	2LR/10 TR14 00/S03 FA	SILICON	2	LR	40
SAM	SAM 025/BN	KG1WH2501	FELTCON	1K/15 W25 00/00 FA	FELT	1	K	-
	SAM 025/A	KG1GR2501	FELTCON	1K/15 GR25 00/00 AS	FELT	1	K	-
	SAM 040/A	KG1GR4001	FELTCON	1K/17 GR40 00/00 AS	FELT	1	K	-
	SAM 055/A	KG1GR5501	FELTCON	1K/17 GR55 00/00 AS	FELT	1	K	-
	SAM 025/VR	KG1GN2501	FELTCON	1K/15 GN25 00/00	FELT	1	K	-
	SAM 040/VR	KG1GN4001	FELTCON	1K/17 GN40 00/00	FELT	1	K	-
	SAM 055/VR	KG1GN5501	FELTCON	1K/17 GN55 00/00	FELT	1	K	-
MB		KVMG.MB10	MEGABLUE	MB 10	TPU	1	-	95
		KVMG.MB10K	MEGABLUE	MB 10K	TPU	1	-	95
		KVMG.MB20	MEGABLUE	MB 20	TPU	1	-	95
		KVMG.MB20K	MEGABLUE	MB 20K	TPU	1	-	95

TECHNICAL SPECIFICATIONS

4 Top cover material or pattern
Bottom cover material or pattern

00	BARE
U0	TPU IMPREGNATED
V0	PVC IMPREGNATED
E0	POLYESTER IMPREGNATED
Y0	POLYOLEFINE IMPREGNATED
R0	RUBBER IMPREGNATED
S0	SILICONE IMPREGNATED
V....	PVC COATED
U....	PU COATED
E....	POLYESTER COATED
Y....	POLYOLEFINE COATED
S....	SILICONE COATED
A	MATT FINISH
B	MINI ROUGH TOP
BW	BASKET WEAVE
C	COIN/BUTTON TOP
E	INVERTED OVAL
F	SNAKE SKIN
H	STAGGERED SAW TOOTH 1
H2	STAGGERED SAW TOOTH 2
K	HORSE SHOE
L	SAND BLAST/ROUGH
LG	LONGITUDINAL GROOVE
M	ROUGH TOP
N	LIGHT FABRIC
P	LOW SUPERGRIP
R	RHOMBUS/WAFFLE TOP
RV	LOW NIPPLE TOP
T	SAW TOOTH
V	NIPPLE TOP
Y	Y STRUCTURE
Z	NEGATIVE PYRAMID

5 Characteristics

AS	ANTISTATIC
AR	ABRASION RESISTANT
CR	CUT RESISTANT
FA	FOOD APPROVED
AB	ANTIMICROBIAL
FR	FLAME RETARDANT
TR	TEAR RESISTANT
ATEX	ATEX CERTIFIED
PR	PYROLYSIS RESISTANT
HR	HYDROLYSIS RESISTANT

TOTAL THICKNESS		WEIGHT		WORKING TEMPERATURE		Pull per %1		MIN PULLEY DIAMETER NORM FLEXING		MIN PULLEY DIAMETER BACK FLEXING		PRODUCTION WIDTH	
mm	in	kg/m²	lbs/ft²	C°	F°	N/mm	Lbf/in	mm	in	mm	in	mm	in
1,40	0.06	1,60	0.33	-15 / +80	+5 /+180	10	57	40	1.57	60	2.36	3000	118.11
2,50	0.10	1,40	0.29	-10 / +120	+14/+250	15	86	20	0.79	20	0.79	2000	78.74
2,50	0.10	1,40	0.29	-10 / +120	+14/+250	15	86	20	0.79	20	0.79	2000	78.74
4,00	0.16	2,50	0.51	-10 / +120	+14/+250	17	97	80	3.15	80	3.15	2000	78.74
5,50	0.22	3,50	0.72	-10 / +120	+14/+250	17	97	120	4.72	120	4.72	2000	78.74
2,50	0.10	1,40	0.29	-10 / +120	+14/+250	15	86	20	0.79	20	0.79	2000	78.74
4,00	0.16	2,50	0.51	-10 /+120	+14/+250	17	97	80	3.15	80	3.15	2000	78.74
5,50	0.22	3,50	0.72	-10 / +120	+14/+250	17	97	120	4.72	120	4.72	2000	78.74
5,20	0.20	3,00	0.62	-25 / +70	-13 /+160	-	-	51	2.01	-	-	530	20.87
5,20	0.20	3,00	0.62	-25 / + 70	-13 /+160	-	-	51	2.01	-	-	530	20.87
7,50	0.30	6,00	1.23	-25 / +70	-13 /+160	-	-	95	3.74	-	-	530	20.87
7,50	0.30	6,00	1.23	-25 / +70	-13 /+160	-	-	95	3.74	-	-	530	20.87

RECOMMENDED USES

● Yes
◒ Limited
○ Not recommended

TYPE	SAMPLA REF	ARTICLE NO	DESCRIPTION	SLIDER BED	FLAT ROLLERS	SLIDER BED ON BOTH SIDES	CHANNEL TROUGH	CONVENTIONAL TROUGH	INCLINED / DECLINED CONVEYING	INCLINED / DECLINED VARIATION	BUCKET ELEVATOR	CONVEYOR WITH ACCUMULATION	SLIDER BED WITH PRESSURE	POWER TURN CONVEYOR	KNIFE EDGE CONVEYOR
P	P6	KD1WH0803	PUCON 1LR/5 W08 U0/U03 AS FA	●	●	○	○	○	○	○	○	○	●	◒	●
P	P6/A	KD1WH0802	PUCON 1LR/5 W08 U0/U03A AS FA	●	●	○	○	○	○	○	○	●	●	◒	●
P	P6/A non-AS	KD1WH0801	PUCON 1LR/5 W08 U0/U03A FA	●	●	○	○	○	○	○	○	●	●	◒	●
P	P6/A/BL	KD1LB0802	PUCON 1LR/5 LB08 U0/U03A AS FA	●	●	○	○	○	○	○	○	●	●	◒	●
P	P6/A/DB PX	KD1DB0801	PUCON 1R/5 DB08 U0/U03A AS FA HR	●	●	○	○	○	○	○	○	●	●	◒	●
P	PV6/A	KD1DG0801	PUCON 1LR/5 DG08 U0/U03A AS FA	●	●	○	○	○	○	○	○	●	●	◒	●
P	P11/A	KD1WH1102	PUCON 1LR/4 W11 U0/U05A AS AR FA	●	●	○	○	○	○	○	○	●	●	◒	●
P	P11/A non-AS	KD1WH1101	PUCON 1LR/4 W11 U0/U05A AR FA	●	●	○	○	○	○	○	○	●	●	◒	●
P	P7/A	KD1WH1301	PUCON 1RR/7 W13 U0/U05A AS FA	●	●	○	○	○	○	○	○	●	●	◒	●
P	P7/Z	KD1WH1501	PUCON 1RR/7 W15 U0/Z AS FA	●	●	○	○	○	●	●	○	○	●	◒	●
P	P8	KD2WH1302	PUCON 2LR/8 W13 U0/U03 AS FA	●	●	○	○	○	○	○	○	○	●	◒	○
P	P8/A	KD2WH1303	PUCON 2LR/8 W13 U0/U03A AS FA	●	●	○	○	○	○	○	○	●	●	◒	○
P	P8/A BF	KD2WH1401	PUCON 2F/6 W14 U0/U03A FA	●	●	○	●	○	○	○	○	●	●	●	○
P	P8/A/BL	KD2LB1301	PUCON 2LR/8 LB13 U0/U03A AS FA	●	●	○	○	○	○	○	○	●	●	◒	○
P	P8/Z/BL	KD2LB1501	PUCON 2LR/8 LB15 U0/Z AS FA	●	●	○	○	○	●	●	○	○	●	◒	○
P	PV8/A	KD2DG1301	PUCON 2LR/8 DG13 U0/U03A AS FA	●	●	○	○	○	○	○	○	●	●	◒	●
P	P9/A	KD2WH1301	PUCON 2LR/6 W13 U0/U03A AS FA	●	●	○	○	○	○	○	○	●	●	◒	●
P	P9/A PX	KD2WH1304	PUCON 2LR/6 W13 U0/U03A AS FA HR	●	●	○	○	○	○	○	○	●	●	◒	●
P	P9/Z	KD2WH1501	PUCON 2LR/6 W15 U0/Z AS FA	●	●	○	○	○	●	●	○	○	●	◒	●
P	P9/A/DB PX	KD2DB1301	PUCON 2LR/6 DB13 U0/U03A AS FA HR	●	●	○	○	○	○	○	○	●	●	◒	●
P	P9/A/BL	KD2LB1302	PUCON 2LR/6 LB13 U0/U03A AS FA	●	●	○	○	○	○	○	○	●	●	◒	●
P	P10/A	KD2WH1601	PUCON 2LR/8 W16 U0/U04A AS FA	●	●	○	○	○	○	○	○	●	●	◒	●
P	P10/A/BL	KD2LB1602	PUCON 2LR/8 LB16 U0/U04A AS FA	●	●	○	○	○	○	○	○	●	●	◒	●
P	P20/A	KD2WH2401	PUCON 2R/13 W24 U0/U06A AS AR FA	●	●	○	○	○	○	○	○	●	●	◒	○
P	P20/A/BL	KD2LB2401	PUCON 2R/13 LB24 U0/U06A AS AR FA	●	●	○	○	○	○	○	○	●	●	◒	○
P	PV10/A	KD2DG1601	PUCON 2LR/8 DG16 U0/U04A AS FA	●	●	○	○	○	○	○	○	●	●	◒	○
P	P13/A/BN	KD1WH1801	PUCON 1RH/20 W18 U0/U03A AS AR FA	●	●	○	○	○	○	○	○	●	●	◒	○
P	P19/B	KD2WH2402	PUCON 2R/8 W24 U0/B AR FA	●	●	◒	●	●	●	●	○	○	●	◒	○
P	P20/B	KD2WH2801	PUCON 2R/13 W28 U0/B AS AR FA	●	●	○	○	○	●	●	○	○	●	◒	○
P	P21/A/TR	KD2TR1901	PUCON 2LR/8 TR19 U0/U05A AS AR FA	●	●	○	○	○	○	○	○	●	●	◒	○
P	P22/A/TR	KD2TR2301	PUCON 2LR/8 TR23 U0/U09A AS AR FA	●	●	○	○	○	○	○	○	●	●	◒	○
P	P24/A/TR	KD2TR4001	PUCON 2R/15 TR40 U0/U18A AS AR FA	●	●	○	○	○	○	○	○	●	●	◒	○
P	P24/A/DG	KD2DG4001	PUCON 2R-RX/14 DG40 U0/U20A AS AR FA	●	●	○	○	○	○	○	○	●	●	◒	○
P	PN20/A	KD2BL2301	PUCON 2R/13 B23 00/U05A AR	●	●	○	○	○	○	○	○	●	○	◒	○
P	PN30/A	KD3BL2501	PUCON 3R/50 B25 00/U04A AR	●	●	○	○	○	○	○	○	●	○	◒	○
P	P350/A/NR	KD3BL2601	PUCON 3RH/50 B26 00/U04A AR	●	●	○	○	○	○	○	○	●	○	◒	○
F	F6	KB1WH1201	PVCEXCON 1LR/5 W12 U0/V07 FA	●	●	○	○	○	○	○	○	○	●	◒	○
F	F10	KB2WH2003	PVCEXCON 2LR/8 W20 U0/V05 FA	●	●	○	○	○	○	○	○	○	●	◒	○
F	F10/AB	KB2DB2002	PVCEXCON 2LR/8 DB20 U0/V05 FA AB	●	●	○	○	○	○	○	○	○	●	◒	○
F	F10/BL	KB2DB2001	PVCEXCON 2LR/8 DB20 U0/V05 FA	●	●	○	○	○	○	○	○	○	●	◒	○
F	F10/Z	KB2WH2301	PVCEXCON 2LR/8 W23 U0/Z FA	●	●	○	○	○	●	●	○	○	●	◒	○
F	F10/09.0	KB2WH2402	PVCEXCON 2LR/8 W24 U0/V09 FA	●	●	○	○	○	○	○	○	○	●	◒	○
F	F10/09.0/BL	KB2DB2402	PVCEXCON 2LR/8 DB24 U0/V09 FA	●	●	○	○	○	○	○	○	○	●	◒	○
F	F20	KB2WH2604	PVCEXCON 2R/12 W26 U0/V08 FA	●	●	○	○	○	○	○	○	○	●	◒	○

RECOMMENDED USES

● Yes
◒ Limited
○ Not recommended

TYPE	SAMPLA REF	ARTICLE NO	DESCRIPTION	SLIDER BED	FLAT ROLLERS	SLIDER BED ON BOTH SIDES	CHANNEL TROUGH	CONVENTIONAL TROUGH	INCLINED / DECLINED CONVEYING	INCLINED / DECLINED VARIATION	BUCKET ELEVATOR	CONVEYOR WITH ACCUMULATION	SLIDER BED WITH PRESSURE	POWER TURN CONVEYOR	KNIFE EDGE CONVEYOR
F	F21	KB2WH2601	PVCEXCON 2F/12 W26 U0/V08 FA	●	●	○	●	○	○	○	○	○	●	●	○
F	F21/BL	KB2DB2602	PVCEXCON 2F/12 DB26 U0/V08 FA	●	●	○	●	○	○	○	○	○	●	●	○
F	F10/09.0/RV	KB2WH2702	PVCEXCON 2LR/8 W27 U0/RV FA	●	●	○	○	○	●	●	○	○	●	◒	○
F	F21/12.0	KB2WH3002	PVCEXCON 2F/12 W30 U0/V12 FA	●	●	○	●	○	○	○	○	○	●	●	○
F	F30	KB3WH3801	PVCEXCON 3R/16 W38 U0/V08 FA	●	●	○	○	○	○	●	○	○	●	◒	○
F	F31	KB3WH3803	PVCEXCON 3F/14 W38 U0/V08 FA	●	●	○	◒	○	○	○	●	○	●	●	○
F	F20/06.06/BL/Z	KB2DB3001	PVCEXCON 2R/12 DB30 Z/V06 FA	○	●	○	○	○	○	○	○	○	○	◒	○
F	F21/05.05/BL/Z	KB2DB3003	PVCEXCON 2F/13 DB30 Z/V05 FA	○	●	○	◒	◒	○	○	○	○	○	●	○
F	F20/BW/BL	KB2DB2301	PVCEXCON 2R/12 DB23 U0/BW FA	●	●	○	○	○	●	●	○	○	●	◒	○
F	F20/LG/BL	KB2DB3004	PVCEXCON 2R/12 DB30 U0/LG FA	●	●	○	○	○	●	●	○	○	●	◒	○
F	F20/06.06/Z	KB2WH3003	PVCEXCON 2R/12 W30 Z/V06 FA	○	●	○	○	○	○	○	○	○	○	◒	○
F	F21/05.05/Z	KB2WH3001	PVCEXCON 2F/13 W30 Z/V05 FA	○	●	○	◒	◒	○	○	○	○	○	●	○
F	F21/10.05/Z	KB2WH3601	PVCEXCON 2F/13 W36 Z/V10 FA	○	●	○	○	●	○	○	●	○	○	●	○
F	F31/08.09/Z	KB3WH4501	PVCEXCON 3F/14 W45 Z/V09 FA	○	●	○	○	●	○	○	●	○	○	●	○
F	F31/08.15/Z	KB3WH5801	PVCEXCON 3F/14 W58 Z/V15 FA	○	●	○	○	●	○	○	○	○	○	●	○
F	F61/10.05	KB2WH4601	PVCEXCON 2F/45 W46 V05/V10 FA	○	●	○	○	●	○	○	○	○	○	●	○
F	F41/06.10	KB3WH5301	PVCEXCON 3F/24 W53 V06/V10 AS FA	○	●	○	○	●	○	○	○	○	○	●	○
F	F20/T	KB2WH5002	PVCEXCON 2R/12 W50 U0/T FA	●	●	○	○	○	●	●	○	○	●	◒	○
F	F20/M	KB2WH5701	PVCEXCON 2R/12 W57 U0/M FA	●	●	○	○	○	●	●	○	○	●	◒	○
F	F21/K	KB2WH8001	PVCEXCON 2F/12 W80 U0/K FA	●	●	○	○	○	●	○	○	○	●	●	○
E	E21/20.10/ATEX	KB2WH5001	PVCEXCON 2F/16 W50 V08/V20 AS AR FA FR ATEX	○	●	○	○	●	○	○	●	○	○	●	○
E	E31/20.10/ATEX	KB3WH6001	PVCEXCON 3F/24 W60 V07/V20 AS AR FA FR ATEX	○	●	○	○	●	○	○	●	○	○	●	○
E	E31/25.14/ATEX	KB3WH7401	PVCEXCON 3F/24 W74 V14/V25 AS AR FA FR ATEX	○	●	○	○	●	○	○	●	○	○	●	○
E	E41/20.08/ATEX	KB4WH7401	PVCEXCON 4F/30 W74 V08/V20 AS AR FA FR ATEX	○	●	○	○	●	○	○	●	○	○	●	○
E	E31/30.13/ATEX	KB3WH9501	PVCEXCON 3F/75 W95 V13/V30 AS AR FA FR ATEX	○	●	○	○	●	○	○	●	○	○	●	○
E	E21/10.10/VR/ATEX	KB2PG4101	PVCEXCON 2F/20 PG41 V10/V10 AS AR FA FR ATEX	○	●	○	○	●	○	○	●	○	○	●	○
E	E31/20.07/VR/ATEX	KB3PG6201	PVCEXCON 3F/30 PG62 V07/V20 AS AR FA FR ATEX	○	●	○	○	●	○	○	●	○	○	●	○
E	E41/20.08/VR/ATEX	KB4PG7401	PVCEXCON 4F/35 PG74 V08/V20 AS AR FA FR ATEX	○	●	○	○	●	○	○	●	○	○	●	○
R	R4	KC1WH0801	FABCON 1FC/4 W08 V0/V0 FA	●	●	●	●	○	○	○	○	●	●	●	○
R	R10	KC2WH1201	FABCON 2LR/8 W12 00/00 AS FA	●	●	●	○	○	○	○	○	●	○	◒	○
R	R11	KC2TR1401	FABCON 2FC/6 TR14 00/00 FA	●	●	●	◒	○	○	○	○	●	○	●	○
R	R12	KC2WH1802	FABCON 2LR/8 W18 00/00 FA	●	●	●	○	○	○	○	○	●	○	◒	○
R	R13	KC2TR1001	FABCON 2LR/6 TR10 U0/U0 AS FA	●	●	●	○	○	○	○	○	●	●	◒	●
R	R13/LB	KC2LB1001	FABCON 2LR/6 LB10 U0/U0 AS FA	●	●	●	○	○	○	○	○	●	●	◒	●
R	R14	KC2WH1401	FABCON 2LR/8 W14 U0/00 FA	●	●	●	○	○	○	○	○	●	●	◒	○
R	R16	KC2TR1502	FABCON 2R-RX/14 TR15 00/00 AS FA	●	●	●	○	○	○	○	○	●	○	◒	○
R	R18	KC2TR1901	FABCON 2RC-R/8 TR19 00/00 FA	●	●	●	○	○	○	○	○	●	○	◒	○
R	R19	KC2TR2401	FABCON 2RC /5 TR24 00/00 FA	●	●	●	○	○	○	○	○	●	○	◒	○
R	R30	KC3TR3001	FABCON 3FC/8 TR30 00/00 FA	●	●	●	●	○	○	○	○	●	○	●	○
U	U6/05.05/Z/AG	KA1AG2001	PVCCON 1R/6 AG20 Z/V05 AS	○	●	○	○	○	○	○	○	○	○	◒	○
U	U10/AG	KA2AG2003	PVCCON 2LR/8 AG20 00/V05 AS	●	●	○	○	○	○	○	○	○	○	◒	○
U	U14/AG	KA2AG2002	PVCCON 2R/12 AG20 00/V05 AS	●	●	○	○	○	○	○	○	○	○	◒	○

RECOMMENDED USES

● Yes
◒ Limited
○ Not recommended

TYPE	SAMPLA REF	ARTICLE NO		DESCRIPTION	SLIDER BED	FLAT ROLLERS	SLIDER BED ON BOTH SIDES	CHANNEL TROUGH	CONVENTIONAL TROUGH	INCLINED / DECLINED CONVEYING	INCLINED / DECLINED VARIATION	BUCKET ELEVATOR	CONVEYOR WITH ACCUMULATION	SLIDER BED WITH PRESSURE	POWER TURN CONVEYOR	KNIFE EDGE CONVEYOR
U	U14/08.0/AG	KA2AG2401	PVCCON	2R/12 AG24 00/V08 AS	●	●	○	○	○	○	○	○	○	○	◒	○
U	U14/11.0/AG	KA2AG2703	PVCCON	2R/12 AG27 00/V11 AS	●	●	○	○	○	○	○	○	○	○	◒	○
U	U14/15.0/AG	KA2AG3004	PVCCON	2R/12 AG30 00/V15 AS	●	●	○	○	○	○	○	○	○	○	◒	○
U	U14/06.06/AG/Z	KA2AG3001	PVCCON	2R/12 AG30 Z/V06 AS	○	●	○	○	○	○	○	○	○	○	◒	○
U	U35/06.06/Z/AG	KA3AG4201	PVCCON	3R/16 AG42 Z/V06 AS	○	●	○	○	○	○	○	○	○	○	◒	○
U	U6	KA1PG1301	PVCCON	1LR/5 PG13 00/V08 AS	●	●	○	○	○	○	○	○	○	○	◒	○
U	U6/05.05/Z/VR	KA1PG2002	PVCCON	1R/6 PG20 Z/V05 AS	○	●	○	○	○	○	○	○	○	○	◒	○
U	U10	KA2PG2001	PVCCON	2LR/8 PG20 00/V05 AS	●	●	○	○	○	○	○	○	○	○	◒	○
U	U10/N	KA2PG2002	PVCCON	2LR/8 PG22 00/N AS	●	●	○	○	○	●	●	○	○	○	◒	○
U	U20	KA2PG2501	PVCCON	2R/12 PG25 00/V09 AS	●	●	○	○	○	○	○	○	○	○	◒	○
U	U20/Y	KA2PG2901	PVCCON	2R/12 PG29 00/Y AS	●	●	○	○	○	●	●	○	○	○	◒	○
U	U21	KA2PG2601	PVCCON	2F/12 PG26 00/V08 AS	●	●	○	●	○	○	○	○	○	○	●	○
U	U19	KA2PG2703	PVCCON	2LR/8 PG27 00/V12 AS	●	●	○	○	○	○	○	○	○	○	◒	○
U	U20/12.0	KA2PG3003	PVCCON	2R/12 PG30 00/V12 AS	●	●	○	○	○	○	○	○	○	○	◒	○
U	U21/05.05/Z	KA2PG3001	PVCCON	2F/13 PG30 Z/V05 AS	○	●	○	○	●	○	○	○	○	○	●	○
U	U20/06.06/Z	KA2PG3002	PVCCON	2R/12 PG30 Z/V06 AS	○	●	○	○	○	○	○	○	○	○	◒	○
U	U20/06.06/NR/Z	KA2BL3003	PVCCON	2R/12 B30 Z/V06 AS	○	●	○	○	○	○	○	○	○	○	◒	○
U	U20/20.0	KA2PG3701	PVCCON	2R/12 PG37 00/V20 AS	●	●	○	○	○	○	○	○	○	○	◒	○
U	U30	KA3PG3801	PVCCON	3R/16 PG38 00/V09 AS	●	●	○	○	○	○	○	○	○	○	◒	○
U	U31	KA3PG3803	PVCCON	3F/14 PG38 00/V08 AS	●	●	○	●	○	○	○	○	○	○	●	○
U	U35	KA3PG4501	PVCCON	3R/16 PG45 00/V15 AS	●	●	○	○	○	○	○	○	○	○	◒	○
U	U35/Y	KA3PG4901	PVCCON	3R/16 PG49 00/Y AS	●	●	○	○	○	○	○	○	○	○	◒	○
U	U30/NR/A	KB3BL5001	PVCEXCON	3R/16 B50 V0/V20A AS AR	●	●	○	○	○	○	○	○	○	●	○	○
U	U35/V	KA3PG5002	PVCCON	3R/16 PG50 00/V AS	●	●	○	○	○	●	●	○	○	●	○	○
U	U61/V	KA3PG6501	PVCCON	3F/40 PG65 V0/V	●	●	○	●	○	●	○	○	○	●	●	○
U	U91/V	KA3PG7001	PVCCON	3F/50 PG70 V0/V	●	●	○	●	○	●	○	○	○	●	●	○
U	U121/4F	KA4PG9001	PVCCON	4F/70 PG90 U0/F	●	●	○	●	○	●	○	○	○	●	●	○
U	U101/V	KA2PG1D01	PVCCON	2F/28 PG100 V0/V	●	●	○	●	○	●	○	○	○	●	●	○
L	L20/BW	KA2PG2301	PVCCON	2R-RX/14 PG23 00/BW AS	●	●	○	○	○	●	●	○	○	○	◒	○
L	L30/BW	KA1PG3001	PVCCON	1FH/20 PG30 V0/BW AS	●	●	○	●	○	●	●	○	○	●	●	○
L	L10/F	KA2GR2401	PVCCON	2LR/8 GR24 00/F	●	●	○	○	○	●	●	○	○	○	◒	○
L	L10/LG	KA2GR2601	PVCCON	2LR/8 GR26 00/LG	●	●	○	○	○	●	●	○	○	○	◒	○
L	L10/Y	KA2GR2801	PVCCON	2LR/8 GR28 00/Y	●	●	○	○	○	●	●	○	○	○	◒	○
L	L10/V	KA2PG2401	PVCCON	2LR/8 PG24 00/V	●	●	○	○	○	●	●	○	○	○	◒	○
L	L20/LG/NR	KA2BL3008	PVCCON	2R-RX/14 B30 00/LG AS	●	●	○	○	○	●	●	○	○	○	◒	○
L	L20/LG/VR	KA2PG3004	PVCCON	2R-RX/14 PG30 00/LG AS	●	●	○	○	○	●	●	○	○	○	◒	○
L	L10/M	KA2PG5201	PVCCON	2LR/8 PG52 00/M	●	●	○	○	○	●	●	○	○	○	◒	○
L	L10/M/NR	KA2BL5201	PVCCON	2LR/8 B52 00/M	●	●	○	○	○	●	●	○	○	○	◒	○
L	L20/M	KA2PG5701	PVCCON	2R/12 PG57 00/M	●	●	○	○	○	●	●	○	○	○	◒	○
L	L20/C	KA2PG5601	PVCCON	2R/12 PG56 00/C	●	●	○	○	○	●	●	○	○	○	◒	○
L	L20/H	KA2PG8501	PVCCON	2R/12 PG85 00/H	●	●	○	○	○	●	●	○	○	○	◒	○
L	L30/AS	KA3PG6001	PVCCON	3R/16 PG60 00/V30 AS	●	●	○	○	○	○	○	○	○	○	◒	○
L	L91/V	KA3PG7002	PVCCON	3F/50 PG70 V0/V	●	●	○	●	○	●	○	○	○	●	●	○
L	L91/H	KA3PG1H01	PVCCON	3F/50 PG120 U0/H	●	●	○	●	○	●	○	○	○	●	●	○
MG	MG101/Y	KA4DB8101	PVCCON	4F/70 DB81 U0/Y	●	●	○	●	○	●	○	○	○	●	●	○
MG	MG101/H2	KA4DB1H01	PVCCON	4F/70 DB120 U0/H2	●	●	○	●	○	●	○	○	○	●	●	○
N	N18/A	KA2BL2103	PVCCON	2R-RX/14 B21 00/V05A AS FR	●	●	○	○	○	○	○	○	●	○	◒	○
N	N20/0.0	KC2BL2401	FABCON	2R-RX/14 B24 00/U0 AS FR	●	●	●	○	○	○	○	○	●	○	◒	○

RECOMMENDED USES

● Yes
◒ Limited
○ Not recommended

TYPE	SAMPLA REF	ARTICLE NO		DESCRIPTION	SLIDER BED	FLAT ROLLERS	SLIDER BED ON BOTH SIDES	CHANNEL TROUGH	CONVENTIONAL TROUGH	INCLINED / DECLINED CONVEYING	INCLINED / DECLINED VARIATION	BUCKET ELEVATOR	CONVEYOR WITH ACCUMULATION	SLIDER BED WITH PRESSURE	POWER TURN CONVEYOR	KNIFE EDGE CONVEYOR
N	N20	KA2BL2602	PVCCON	2R-RX/14 B26 00/V05 AS FR	●	●	○	○	○	○	○	○	●	○	◒	○
N	N20/A	KA2BL2601	PVCCON	2R-RX/14 B26 00/V05A AS FR	●	●	○	○	○	○	○	○	●	○	◒	○
N	N20/10.0/A	KA2BL3005	PVCCON	2R-RX/14 B30 00/V10A AS FR	●	●	○	○	○	○	○	○	●	○	◒	○
N	N20/BW	KA2BL2302	PVCCON	2R-RX/14 B23 00/BW AS FR	●	●	○	○	○	●	●	○	○	○	○	○
N	N20/LG	KA2BL3001	PVCCON	2R-RX/14 B30 00/LG AS FR	●	●	○	○	○	●	●	○	○	○	○	○
N	N20/M	KA2BL5701	PVCCON	2R-RX/14 B57 00/M AS FR	●	●	○	○	○	●	●	○	○	○	○	○
N	N20/K	KA2BL8701	PVCCON	2R-RX/14 B87 00/K AS FR	●	●	○	○	○	●	●	○	○	○	○	○
N	ND20/06.06/A/A	KA2BL3004	PVCCON	2RR/16 B30 V06A/V06A TR FR	○	●	○	○	○	○	○	○	●	○	○	○
N	ND21/06.06/A/A	KA2BL3007	PVCCON	2F/16 B30 V06A/V06A TR FR	○	●	○	○	●	○	○	○	●	○	●	○
D	D10/A	KA2PG2004	PVCCON	2LR/8 PG20 00/V05A	●	●	○	○	○	○	○	○	●	○	○	○
D	DN7/A	KA2BL1803	PVCCON	2LR-FX/7 B18 00/V04A	●	●	○	○	○	○	○	○	●	○	○	○
D	DN8/A	KA2BL1802	PVCCON	2LR/8 B18 00/V04A	●	●	○	○	○	○	○	○	●	○	○	○
D	DN8/A/AS	KA2BL2001	PVCCON	2R/10 B20 00/V05A AS	●	●	○	○	○	○	○	○	●	○	○	○
T	T8/L	KA1BL1602	PVCCON	1RX/6 B16 00/L AS	●	●	○	○	○	●	●	○	○	○	○	○
T	T8/Z	KA1BL1601	PVCCON	1RX/6 B16 00/Z AS	●	●	○	○	○	●	●	○	○	○	○	○
T	T8/E	KA1BL2001	PVCCON	1RX/6 B20 00/E AS	●	●	○	○	○	●	●	○	○	○	○	○
T	T10/Z	KA2BL2503	PVCCON	2F-FX/10 B25 00/Z AS	●	●	○	●	○	●	●	○	○	○	●	○
T	T20/E	KA2BL2505	PVCCON	2F-FX/12 B25 00/E AS	●	●	○	●	○	●	●	○	○	○	●	○
T	T20/L	KA2BL2504	PVCCON	2F-FX/12 B25 00/L AS	●	●	○	●	○	●	●	○	○	○	●	○
T	T20/P	KA2BL3002	PVCCON	2F-FX/12 B30 00/P AS	●	●	○	●	○	●	●	○	○	○	●	○
G	G23/U	KA3AN8401	PVCCON	3R/18 AN84 00/U AS	●	●	○	○	○	●	●	○	○	○	○	○
G	G23/R	KA3AN9501	PVCCON	3R/18 AN95 00/R	●	●	○	○	○	●	●	○	○	○	○	○
B	B10/NR	KC2BL1601	FABCON	2LR/8 B16 U0/U0 AS	●	●	●	○	○	○	○	○	●	●	○	○
B	B21	KC2PG2001	FABCON	2F/12 PG20 U0/U0	●	●	●	●	○	○	○	○	●	●	●	○
B	B30/AG	KC3AG3502	FABCON	3R/15 AG35 V0/U0	●	●	●	●	○	○	○	○	●	●	●	○
B	B31	KC3PG3501	FABCON	3F/14 PG35 U0/U0	●	●	●	●	○	○	○	○	●	●	●	○
V	V23/A	KF2TR2401	POLYCON	2F/16 TR24 00/Y06A AS FA PR	●	●	○	●	○	○	○	○	○	○	●	○
V	V23/Y	KF2TR2801	POLYCON	2F/16 TR28 00/Y AS FA PR	●	●	○	●	○	●	○	○	○	○	●	○
V	V23/05.05/Z	KF2TR3101	POLYCON	2F/16 TR31 Z/Y05 AS FA PR	●	●	○	○	●	○	○	○	○	○	●	○
V	V23/C	KF2TR5501	POLYCON	2F/16 TR55 00/C AS FA PR	●	●	○	●	○	●	○	○	○	○	●	○
V	V33/A	KF3TR3801	POLYCON	3F/20 TR38 00/Y06A AS FA PR	●	●	○	●	○	○	○	○	○	○	●	○
V	PL5	KF1TR1001	POLYCON	1F/3 TR10 Y025/Y025 FA PR	○	○	○	○	○	○	○	○	○	○	○	○
H	H14	KH2WH1401	SILCON	2LR/10 TR14 00/S03 FA	●	●	○	○	○	●	●	○	○	●	○	○
SAM	SAM 025/BN	KG1WH2501	FELTCON	1K/15 W25 00/00 FA	●	●	●	○	○	○	○	○	●	○	○	○
SAM	SAM 025/A	KG1GR2501	FELTCON	1K/15 GR25 00/00 AS	●	●	●	○	○	○	○	○	●	○	○	○
SAM	SAM 040/A	KG1GR4001	FELTCON	1K/17 GR40 00/00 AS	●	●	●	○	○	○	○	○	●	○	○	○
SAM	SAM 055/A	KG1GR5501	FELTCON	1K/17 GR55 00/00 AS	●	●	●	○	○	○	○	○	●	○	○	○
SAM	SAM 025/VR	KG1GN2501	FELTCON	1K/15 GN25 00/00	●	●	●	○	○	○	○	○	●	○	○	○
SAM	SAM 040/VR	KG1GN4001	FELTCON	1K/17 GN40 00/00	●	●	●	○	○	○	○	○	●	○	○	○
SAM	SAM 055/VR	KG1GN5501	FELTCON	1K/17 GN55 00/00	●	●	●	○	○	○	○	○	●	○	○	○
MB		KVMG.MB10	MEGABLUE	MB 10	○	○	○	○	○	○	○	○	○	○	○	○
MB		KVMG.MB10K	MEGABLUE	MB 10K	○	○	○	○	○	○	○	○	○	○	○	○
MB		KVMG.MB20	MEGABLUE	MB 20	○	○	○	○	○	○	○	○	○	○	○	○
MB		KVMG.MB20K	MEGABLUE	MB 20K	○	○	○	○	○	○	○	○	○	○	○	○

CHEMICAL RESISTANCE TABLE

● Resists Chemicals ◒ Resists Chemicals to a Limited Extent ○ Doesn't Resist Chemicals -- Not Checked

PRODUCT	B	D	E	F	G	L	MG	N	P	R	U	V
FOOD PRODUCTS												
Animal oils	●	◒	◒	●	◒	◒	◒	◒	●	●	◒	●
Animals feedstuff	●	●	●	●	●	●	●	●	●	●	●	●
Beer	●	●	●	●	●	●	●	●	●	●	●	●
Bread	●	●	●	●	●	●	●	●	●	●	●	●
Brine	●	●	●	●	●	●	●	●	●	●	●	●
Butter	●	◒	●	●	●	●	●	◒	●	●	●	●
Cinnamon	●	●	●	●	●	●	●	●	●	●	●	●
Cocoa fat	●	○	○	◒	○	○	○	○	●	●	○	◒
Cocoa powder	●	◒	◒	●	◒	◒	◒	◒	●	●	◒	◒
Coffee-bean	●	○	●	●	●	●	●	●	●	●	●	●
Dough	-	●	●	●	●	●	●	●	●	●	●	●
Eggs albumen	●	●	●	●	●	●	●	●	●	●	●	●
Fat cheese	●	○	●	●	●	●	●	●	●	●	●	●
Fish flour	●	○	●	●	●	●	●	●	●	●	●	●
Fowl	●	--	●	●	◒	◒	◒	◒	◒	●	●	●
Fresh cheese	●	●	●	●	◒	◒	◒	◒	●	●	●	●
Fresh fish	●	◒	●	●	◒	◒	◒	◒	●	●	●	●
Fresh tomatoes	●	●	●	●	●	●	●	●	●	●	●	●
Fruit entire	●	●	●	●	●	●	●	●	●	●	●	●
Fruit juice	●	●	●	●	●	●	●	●	●	●	●	●
Fruit pieces	●	●	●	●	●	●	●	●	●	●	●	●
Granulated sugar	●	●	●	●	●	●	●	●	●	●	●	●
Grapes	●	●	●	●	●	●	●	●	●	●	●	●
Jam	●	●	●	●	●	●	●	●	●	●	●	●
Lemon	●	●	●	●	●	●	●	●	●	●	●	●
Margarine	●	○	●	●	◒	◒	◒	◒	●	●	◒	●
Mayonnaise	●	○	●	●	◒	◒	◒	◒	●	●	◒	●
Meat	●	◒	●	●	◒	◒	◒	◒	●	●	◒	●
Medical herbs	●	●	●	●	●	●	●	●	●	●	●	●
Milk	●	○	●	●	●	●	●	●	●	●	●	●
Molasses	●	●	●	●	●	●	●	●	●	●	●	●
Natural jelly	●	●	●	●	●	●	●	●	●	●	●	●
Oleiferous seeds	-	○	●	●	◒	◒	◒	◒	●	--	◒	●
Pepper	●	●	●	●	●	●	●	●	●	●	●	●
Pickled fruit	●	◒	●	●	●	●	●	●	●	●	●	●
Preserves in oil	●	--	◒	●	◒	◒	◒	◒	●	●	◒	◒
Preserves in water	●	◒	◒	●	●	●	●	◒	●	●	◒	●
Rice	●	○	●	●	●	●	●	●	●	●	●	●
Sausages	●	○	●	●	◒	◒	◒	◒	●	●	◒	●
Sea water	●	●	●	●	●	●	●	●	●	●	●	●
Seeds oils	●	○	●	●	◒	◒	◒	◒	●	●	◒	●
Tea leaves	●	○	●	●	●	●	●	●	●	●	●	●
Tobacco	●	●	●	●	●	●	●	●	●	●	●	●
Vinegar	○	◒	●	●	●	●	●	●	●	○	●	●
Water	●	●	●	●	●	●	●	●	●	●	●	●
Wheat	●	○	●	●	●	●	●	●	●	●	●	●
Yeast	●	●	●	●	●	●	●	●	●	●	●	●

CHEMICAL RESISTANCE TABLE

● Resists Chemicals ◒ Resists Chemicals to a Limited Extent ○ Doesn't Resist Chemicals -- Not Checked

PRODUCT	B	D	E	F	G	L	MG	N	P	R	U	V
DETERGENTS												
Liquid detergents	○	○	●	●	●	●	●	●	●	○	●	●
Naphtenic acid	○	○	○	○	○	○	○	○	◒	○	○	
Potassium carbonate lye 10%	--	○	●	●	●	●	●	●	○	--	●	●
Potassium carbonate lye 50%	--	○	●	●	●	●	●	●	○	--	●	◒
Shampoo - liquid	●	●	●	●	●	●	●	●	●	●	●	●
Soap	●	◒	●	●	●	●	●	●	●	●	●	●
Sodium hypochlorite	●	●	●	●	●	●	●	●	●	●	●	●
Sodium phosphate	●	●	●	●	●	●	●	●	●	●	●	●
Synthetic detergents	○	○	●	●	●	●	●	●	●	○	●	●
OILY PRODUCTS AND LUBRICANTS												
Asphalt	●	○	●	●	◒	◒	◒	◒	◒	●	●	◒
Castor oil	●	○	●	●	◒	◒	◒	◒	●	●	◒	●
Coconut oil	●	○	●	●	◒	◒	◒	◒	●	●	◒	●
Diesel oil	●	○	●	●	◒	◒	◒	◒	●	●	◒	●
Fuel mixture	●	○	●	●	●	●	●	●	●	●	●	◒
Glycerin	●	●	●	●	●	●	●	●	●	●	●	●
Kerosene	-	◒	●	●	◒	◒	◒	●	●	--	◒	◒
Lanolin	●	○	●	●	◒	◒	◒	◒	●	●	◒	●
Linseed oil	●	○	●	●	◒	◒	◒	◒	●	●	◒	●
Mineral oil	●	○	●	●	●	●	●	●	●	●	●	●
Naphtha	○	●	●	●	◒	◒	◒	●	●	○	●	◒
Paraffin	●	○	●	●	●	●	●	●	●	●	●	●
Petrol	●	○	●	●	◒	◒	◒	◒	●	●	◒	◒
Petroleum	●	○	●	●	◒	◒	◒	◒	●	●	◒	●
Silicone oil	●	○	●	●	●	●	●	●	●	●	●	●
Tallow	●	○	●	●	◒	◒	◒	◒	●	●	◒	●
Vaseline	●	○	●	●	●	●	●	●	●	●	●	●
ALCOHOLIC SUBSTANCES												
Butyl alcohol	--	◒	◒	◒	◒	◒	◒	◒	○	--	◒	◒
Denatured alcohol	--	○	●	●	◒	◒	◒	◒	●	--	◒	◒
Ethyl alcohol 10%	○	◒	◒	◒	◒	◒	◒	◒	●	○	◒	●
Methyl alcohol	○	◒	●	●	◒	◒	◒	◒	●	○	◒	●
Propylic alcohol	--	◒	◒	◒	◒	◒	◒	◒	●	--	◒	●
Scent essence	--	◒	◒	◒	◒	◒	◒	◒	●	--	◒	●
Spirits	●	●	●	●	◒	◒	◒	●	●	●	◒	●
Wine	●	●	●	●	●	●	●	●	●	●	●	●
PAINTS AND SOLVENTS												
Acetone	○	○	○	○	○	○	○	○	○	○	○	●
Amilacetate	--	○	○	○	○	○	○	○	●	--	○	◒
Aniline	○	○	◒	◒	◒	◒	◒	◒	◒	○	◒	◒
Benzol	○	○	○	○	○	○	○	○	◒	○	○	◒
Boiled linseed oil	●	○	●	●	◒	◒	◒	◒	●	●	◒	●
Carbon Tetrachloride	◒	○	○	○	○	○	○	○	◒	◒	○	○
Chloroform	○	○	○	○	○	○	○	○	○	○	○	○
Colophony	-	●	◒	●	◒	◒	◒	◒	●	--	◒	◒
Cyclohexane	○	○	○	○	○	○	○	○	○	○	○	◒
Ether	○	○	○	○	○	○	○	○	○	○	○	○
Ethyl acetate	○	○	○	○	○	○	○	○	○	○	○	○

CHEMICAL RESISTANCE TABLE

● Resists Chemicals ◒ Resists Chemicals to a Limited Extent ○ Doesn't Resist Chemicals -- Not Checked

PRODUCT	B	D	E	F	G	L	MG	N	P	R	U	V
PAINTS AND SOLVENT												
Furfural	--	◒	--	--	--	--	--	--	●	--	--	--
Heptane	●	○	●	●	◒	◒	◒	◒	●	●	◒	◒
Hexane	●	○	●	●	◒	◒	◒	◒	●	●	●	●
Iso-octane	●	○	●	●	◒	◒	◒	◒	●	●	◒	◒
Phenol	◒	○	◒	◒	◒	◒	◒	◒	◒	◒	◒	◒
Printing ink	●	●	●	●	●	●	●	●	●	●	●	●
Styrene	--	○	○	○	○	○	○	○	○	--	○	○
Tetrachloroethylene	○	○	○	○	○	○	○	○	○	○	○	○
Tetrahydrofuran	○	○	○	○	○	○	○	○	○	○	○	○
Toluene	○	○	○	○	○	○	○	○	○	○	○	○
Trichloroethylene	○	○	○	○	--	--	--	○	○	○	○	○
Turpentine	●	●	●	●	--	--	--	●	●	●	◒	--
Turpentine oil	●	○	●	●	●	●	●	●	●	●	●	◒
Xilol	--	○	○	○	○	○	○	○	○	--	○	○
VARIOUS CHEMICAL PRODUCTS												
Acetic acid	○	◒	◒	◒	◒	◒	◒	◒	○	○	◒	◒
Acetic aldehyde	--	○	◒	◒	◒	◒	◒	◒	●	--	◒	◒
Albumin	--	●	●	●	●	●	●	●	●	--	●	●
Aluminum carbonate	●	●	●	●	●	●	●	●	●	●	●	●
Aluminum sulphate	●	●	●	●	●	●	●	●	●	●	●	●
Ammonium sulphate	●	●	●	●	●	●	●	●	●	●	●	●
Ammonium persulphate	●	●	●	●	●	●	●	●	●	●	●	●
Ammonium phosphate	●	●	●	●	◒	◒	◒	●	●	●	●	--
Aniline	○	○	◒	◒	◒	◒	◒	◒	◒	○	◒	◒
Animal excrements	--	◒	◒	●	--	--	--	◒	●	--	●	●
Barium chloride	●	●	●	●	●	●	●	●	●	●	●	●
Barium carbonate	●	●	●	●	●	●	●	●	●	●	●	●
Barium hydrate saturated sln.	●	●	●	●	●	●	●	●	●	●	●	●
Barium salts	●	●	●	●	●	●	●	●	●	●	●	●
Benzoic acid	●	●	●	●	●	●	●	●	●	●	●	●
Blasting powder	--	●	●	●	●	●	●	●	●	--	●	●
Borax	●	●	●	●	●	●	●	●	●	●	●	◒
Boric acid conc.	●	●	●	●	●	●	●	●	●	●	●	●
Boric acid solution	●	●	●	●	●	●	●	●	●	●	●	●
Buthane liquid	--	○	●	●	●	●	●	●	●	--	●	◒
Calcium chloride	●	●	●	●	●	●	●	●	●	●	●	●
Calcium carbonate	--	●	●	●	●	●	●	●	●	--	●	●
Calcium hydrate saturated solution	●	●	●	●	●	●	●	●	●	●	●	●
Calcium nitrate	●	●	●	●	●	●	●	●	●	●	●	●
Calcium sulphate	●	●	●	●	●	●	●	●	●	●	●	●
Caustic soda solution 10%	○	●	●	●	●	●	●	●	●	○	●	◒
Caustic soda solution 45%	○	●	●	●	●	●	●	●	●	○	●	◒
Chlorine	○	○	○	○	○	○	○	○	○	○	○	○
Chrome	◒	◒	◒	◒	◒	◒	◒	◒	●	◒	◒	○
Chromic acid	○	○	○	○	○	○	○	○	○	○	○	○
Citric acid	○	●	●	●	●	●	●	●	●	○	●	●
Copper chloride	●	●	●	●	●	●	●	●	●	●	●	●
Copper sulphate	●	●	●	●	●	●	●	●	●	●	●	●

CHEMICAL RESISTANCE TABLE

● Resists Chemicals ◒ Resists Chemicals to a Limited Extent ○ Doesn't Resist Chemicals -- Not Checked

PRODUCT	B	D	E	F	G	L	MG	N	P	R	U	V
VARIOUS CHEMICAL PRODUCTS												
Cresol	◒	◒	◒	◒	◒	◒	◒	◒	◒	◒	◒	◒
Dextrose	●	●	●	●	●	●	●	●	●	●	●	●
Dibutyl-phthalate	◒	○	○	○	○	○	○	○	◒	◒	○	◒
Ethyl chloride	○	○	○	○	○	○	○	○	○	○	○	○
Ethylene glycol	--	●	●	●	●	●	●	●	●	--	●	●
Ferric chloride	●	●	●	●	●	●	●	●	●	●	●	●
Ferric nitrate	●	●	●	●	●	●	●	●	●	●	●	●
Formaldehyde	●	○	◒	◒	◒	◒	◒	◒	●	●	◒	◒
Formalin	●	○	◒	◒	◒	◒	◒	◒	●	●	◒	●
Formic acid 10%	○	●	●	●	●	●	●	●	○	○	●	●
Glucose	●	●	●	●	●	●	●	●	●	●	●	●
Hydrobromic acid 50%	○	--	--	--	--	--	--	--	--	○	--	--
Hydrofluoric acid 30%	○	--	--	--	--	--	--	--	--	○	--	●
Hydrogen peroxide 30%	--	◒	●	●	●	●	●	●	◒		●	●
Ink	●	●	●	●	●	●	●	●	●	●	●	●
Lactic acid	◒	○	●	●	◒	◒	◒	◒	●	◒	◒	◒
Magnesium carbonate	●	●	●	●	●	●	●	●	●	●	●	●
Magnesium hydrate saturated solution	●	●	●	●	●	●	●	●	●	●	●	●
Magnesium salts	●	●	●	●	●	●	●	●	●	●	●	●
Magnesium sulphate	●	●	●	●	●	●	●	●	●	●	●	●
Manure	--	●		●	--	--	--	--	●	--	◒	●
Mercury	●	●	●	●	●	●	●	●	●	●	●	●
Mercury chloride	●	●	●	●	●	●	●	●	●	●	●	●
Methyl chloride	○	○	○	○	○	○	○	○	○	○	○	○
Methylene chloride	○	○	○	○	○	○	○	○	○	○	○	○
Muriatic acid 10%	--	◒	◒	●	--	--	--	◒	◒	--	◒	●
Naphthalene	◒	○	○	○	○	○	○	○	◒	◒	○	◒
Nickel nitrate	○	●	●	●	●	●	●	●	●	○	●	●
Nitric acid 30-50%	◒	◒	◒	◒	◒	◒	◒	◒	○	◒	◒	◒
Organic fertilizer	●	●	●	●	●	●	●	●	●	●	●	●
Ossalic acid saturated solution	●	●	●	●	●	●	●	●	●	●	●	●
Ozone	●	◒	◒	◒	◒	◒	◒	◒	●	●	◒	◒
Phenol	◒	○	◒	◒	◒	◒	◒	◒	◒	◒	◒	◒
Phosphoric acid 10%	●	●	●	●	●	●	●	●	●	●	●	●
Potassium chloride	●	●	●	●	●	●	●	●	●	●	●	●
Potassium sulphate	●	●	●	●	●	●	●	●	●	●	●	●
Potassium bicarbonate	●	●	●	●	●	●	●	●	●	●	●	●
Potassium bichromate 40%	●	●	●	●	●	●	●	●	●	●	●	●
Potassium carbonate	●	●	●	●	●	●	●	●	●	●	●	●
Potassium nitrate	●	●	●	●	●	●	●	●	●	●	●	●
Potassium permanganate	●	●	●	●	●	●	●	●	●	●	●	●
Potassium persulphate	●	●	●	●	●	●	●	●	●	●	●	●
Propane	●	○	●	●	●	●	●	●	●	●	●	●
Propylene glycol	--	●	●	●	●	●	●	●	●	--	●	●
Rubber compound	--	●	◒	◒	--	--	--	◒	●	--	●	--
Rock salt	●	●	●	●	●	●	●	●	●	●	●	●
Sodic phosphate	--	●	●	●	●	●	●	●	●	--	●	●
Sodium bicarbonate	●	●	●	●	●	●	●	●	●	●	●	●

CHEMICAL RESISTANCE TABLE

● Resists Chemicals ◒ Resists Chemicals to a Limited Extent ○ Doesn't Resist Chemicals -- Not Checked

PRODUCT	B	D	E	F	G	L	MG	N	P	R	U	V
VARIOUS CHEMICAL PRODUCTS												
Sodium bisulphate	●	●	●	●	●	●	●	●	●	●	●	●
Sodium borate	●	●	●	●	●	●	●	●	●	●	●	●
Sodium carbonate	●	●	●	●	●	●	●	●	●	●	●	●
Sodium chlorate	●	●	●	●	●	●	●	●	●	●	●	●
Sodium chloride	●	●	●	●	●	●	●	●	●	●	●	●
Sodium nitrate	●	●	●	●	●	●	●	●	●	●	●	●
Sodium perborate	●	●	●	●	●	●	●	●	●	●	●	●
Sodium sulphate	●	●	●	●	●	●	●	●	●	●	●	●
Starch	●	●	●	●	●	●	●	●	●	●	●	●
Stearic acid	●	●	●	●	●	●	●	●	●	●	●	●
Sulphates	--	●	●	●	●	●	●	●	●	--	●	●
Sulphur	●	●	●	●	●	●	●	●	●	●	●	●
Sulphuric acid 10%	◒	◒	◒	◒	◒	◒	◒	◒	○	◒	◒	●
Tanned skins	--	◒	●	●	◒	◒	◒	●	●	--	◒	●
Urea	●	●	●	●	●	●	●	●	●	●	●	●
Vinyl acetate solution	--	◒	◒	●	--	--	--	◒	●	--	●	--
Zinc sulphate	●	●	●	●	●	●	●	●	●	●	●	●